

Categories

122 Thematic Vocabulary Lessons

By Barbara Gregorich



J. Weston Walch, Publisher
Portland, Maine

Contents

Teacher's Guide

<i>To the Teacher</i>	vii
<i>Answer Key</i>	xi
<i>Master Word List (by Section)</i>	xlvii
<i>Index to All Words</i>	lix

Reproducible Student Masters

Section One

The Universe and the Earth

1. Terms of the Universe
2. From the Earth
3. Space Travel
4. Nearest Neighbor
5. The Face of the Earth
6. Bad Weather Ahead
7. More About Weather
8. Water, Water, Everywhere
9. A Hot Subject
10. Misuse of the Earth

Section Two

Plants

11. Plant Parts
12. Rhyme Time
13. Words About Trees
14. Name That Tree
15. Grains
16. Bread Feast
17. Circle the Fruit
18. Vegetable Truths
19. Vegetable Classification
20. Spices, Herbs, and Flavorings
21. Step Right Up
22. Twenty Flowers

Section Three

Animals

23. Animal Homes
24. Fish Puzzle
25. Animal Young
26. Horse Facts
27. Reptile Word Parts
28. Which Group?
29. Omnivorous Words
30. Listen!
31. Bird Sounds
32. Cover-up
33. Animal Analysis
34. False Colors
35. Insect Compounds
36. Animal Weapons
37. Creature Characteristics

Section Four

The Human Body

38. Vital Organs
39. Hands Down
40. A Real Dig
41. What's the System?
42. Hidden Bites
43. Rhymes With
44. Muscle Words
45. Body Terms
46. Call the Doctor
47. Medical Terms Word Wheel

Section Five

Houses and Other Shelters

48. Houses Around the World
49. Castles on the Ground
50. Hidden Materials
51. Stairway to Words
52. Houses Galore!
53. Architecture Blanks
54. Household Words
55. Roof Styles
56. Real Estate Terms
57. More Architecture
58. City Terms

Section Six**Clothing**

59. Clothes Crossword
60. Shoe Types
61. Fabric Sounds
62. Hats Off!
63. Proper Clothes
64. Outer Coverings
65. Textile Differences
66. Shoe Terms
67. Clothing Museum
68. Clothes of the World
69. Fashion Words
70. What Is It?

Section Seven**Transportation**

71. Which Road?
72. Flying High
73. Anchors Aweigh
74. Going, Going, Gone!
75. What's the Word?
76. True Sailing
77. Change a Letter
78. Bicycle Wheels
79. Automatic Rhyme
80. Railroad Compounds

Section Eight**Machines and Tools**

81. Kitchen Jumble
82. I See, I Saw
83. Computer Words
84. The Sound of Weapons
85. Name the Tool
86. Agricultural Tools and Machines
87. Tool Crossword
88. Picture Perfect
89. More Computer Words

Section Nine

Sports and Recreation

90. The National Pastime
91. Which Sport?
92. Basketball Rhymes
93. New Sports Words
94. Bowling Picture
95. Sports Picture
96. Twenty Sports
97. Football Compounds
98. More Sports
99. Baseball Crossword

Section Ten

Information and Entertainment

100. Words About Literature
101. The Mystery of It All
102. Give Me Music, Music, Music
103. Split Screen
104. Poetry or Prose?
105. Fit to Print
106. The Not-So-Silent Screen
107. Heavy Words
108. The Reel World
109. Word Fun

Section Eleven

Social Institutions

110. Family Words
111. The Self
112. Legal Terms
113. Work Compounds
114. Style and Slang
115. Educational Words
116. Political Words
117. Myth Words
118. Economic Rhyme
119. More Legal Terms
120. Willing to Work
121. Social Issues
122. More Myth Words




To the Teacher

Categories helps students in three different ways: (1) it helps increase the number of vocabulary words they know the meaning of; (2) it helps them learn the extent of information available in a dictionary; (3) it helps expand their general knowledge about broad categories of subject matter.

Sections. *Categories* is divided into eleven sections that cover a broad range of categories: (1) The Universe and the Earth; (2) Plants; (3) Animals; (4) The Human Body; (5) Houses and Other Shelters; (6) Clothing; (7) Transportation; (8) Machines and Tools; (9) Sports and Recreation; (10) Information and Entertainment; (11) Social Institutions.

Activity Pages. These eleven categories contain a total of 122 activity pages. The activity pages have been designed to include a wide variety of activities: word wheels, fill-in-the-blank, multiple choice, phonic spellings, find the hidden words, replace the words in a story, matching, true-false, rhyming words, making compound words, unscrambling words, classifying terms, and others. The activity pages may be done in class or assigned as homework. Each activity page also includes an extra activity that you may either assign as homework or as a project to be completed by groups during class.

All activity pages are self-contained. It is not necessary to use them in the order they are given, nor is it necessary to go through the sections in the order they are given.

Difficulty Level. Each of the eleven sections contains activity pages that vary in difficulty. At the top right-hand side of each page is a code that rates the difficulty level.  stands for easy;  stands for medium difficulty;  stands for challenging. You may use the activity pages in the order they are numbered—in that case, your students will receive worksheets of varying difficulty as they go through the book. Or you may wish to sort the activity pages within each section in an order of increasing difficulty. Or you may wish to use worksheets of only one difficulty level. It is up to you to decide what will work best for your students.

On the next page is a chart listing the worksheets in degrees of difficulty, from Easy to Medium to Challenging.

SECTION	EASY	MEDIUM	DIFFICULT
One	6, 7, 10	1, 2, 4, 5, 9	3, 8
Two	17, 18, 22	13, 15, 21	11, 12, 14, 16, 19, 20
Three	25, 30, 32, 34, 36	23, 27, 29, 35	24, 26, 28, 31, 33, 37
Four	38, 41, 42	39, 40, 45	43, 44, 46, 47
Five	48, 50, 55	49, 51, 52, 53, 56, 58	54, 57
Six	64, 68	59, 60, 61, 62, 63, 66, 69, 70	65, 67
Seven		72, 73, 74, 76, 78, 79, 80	71, 75, 77
Eight	83, 85, 87, 89	81, 82, 84, 88	86, 87
Nine	90, 91	92, 93, 94, 95, 97, 98, 99	96
Ten	101, 105	100, 103, 104, 106, 107, 108	102, 109
Eleven		111, 112, 113, 116, 119, 120, 121	110, 114, 115, 117, 118, 122

Dictionary. Each student should have a dictionary available while doing each activity page. Moreover, it is very important that each student have a *good* dictionary. A good dictionary contains a history of word origin after each entry; it has pictures in the margins; and it has as recent a copyright date as possible, since thousands of new words enter the English language each year.

Before giving your students each worksheet, you might want to review the worksheets in a section. Which ones impress you as calling for new dictionary skills? You might want to introduce students to new dictionary skills, techniques, or even “tricks” before giving them a particular activity page. For instance, before giving students “Bird Sounds,” you might want to review phonics with them briefly and show them how dictionaries use phonetic spellings. In other instances, you might prefer to show students something about the dictionary and general knowledge *after* they have done an activity page. “Horse Facts,” for example, requires students to label correctly a drawing of a horse with terms such as *fetlock*, *hock*, and *mane*. Most students will look up each of the twelve words in this exercise. But in some dictionaries, the entry under *horse* contains a drawing of a horse with all of these terms labeled! So you might want to introduce students to the dictionary as a source of general knowledge after they have done the worksheet.

Master Word List. In addition to containing 122 vocabulary activity pages and an answer key, this program contains a Master Word List, organized

by section, alphabetically within each section. You can use this Master Word List in several ways. You might want to hand each student a copy of the section Master Word List before you begin a section. In this way, students may at least *read* the words before they begin to think about their meanings. Introducing students to the Master Word List allows them to see the context within which they are learning a group of vocabulary words. Or you may wish to pick random words from the word list and give the students a pretest and/or a post-test for each section.

After completing the activities in *Categories*, students will have a broader understanding of the categories they studied, as well as a specific understanding of individual vocabulary words. In addition, the activities will help stretch students' general thinking skills, requiring them to make inferences, draw conclusions, and classify.

More About Weather



Read each definition below. Circle the one word that matches each definition. You may use a dictionary.

- | | | | |
|--|----------------------|-----------------|----------------|
| 1. the usual weather of a place | temperature | climate | seasons |
| 2. the air surrounding the earth | atmosphere | humidity | front |
| 3. small droplets of condensed air moisture | showers | dew | frost |
| 4. the falling of rain, snow, sleet, hail or mist | precipitation | humidity | rain |
| 5. the condition of the atmosphere | evaporation | humidity | weather |
| 6. frozen dew | precipitation | frost | front |
| 7. the movement of the air | weather | frost | wind |
| 8. a period of time that has a certain kind of weather | atmosphere | season | front |
| 9. boundary between two unlike air masses | barometer | forecast | front |
| 10. amount of dampness in the air | precipitation | humidity | frost |
| 11. to predict the weather | monsoon | forecast | alter |
| 12. falling water whose droplets are finer than rain | monsoon | front | mist |

Weather Picture On a separate sheet of paper, draw a picture that illustrates at least four of the words you have circled above. Label the parts of the drawing that illustrate the words you have chosen.

Castles on the Ground



All the words below have to do with castles. Write the letter of each term next to its correct definition. You may use a dictionary.

_____ 1. a fortified group of buildings that dominates the surrounding country

a. **palisade**

_____ 2. the stronghold (jail) of a castle

b. **bailey**

_____ 3. a wide, deep ditch surrounding a castle as protection against assault

c. **rampart**

_____ 4. the outer wall of a castle

d. **crypt**

_____ 5. a defensive fence of pointed stakes

e. **portcullis**

_____ 6. a room where food, china, and silverware were kept

f. **castle**

_____ 7. an underground vault used as a burial place

g. **pantry**

_____ 8. an exceptionally tall part of a building

h. **latrine**

_____ 9. communal toilet, usually without plumbing

i. **postern**

_____ 10. embankment that served as fortification against attack

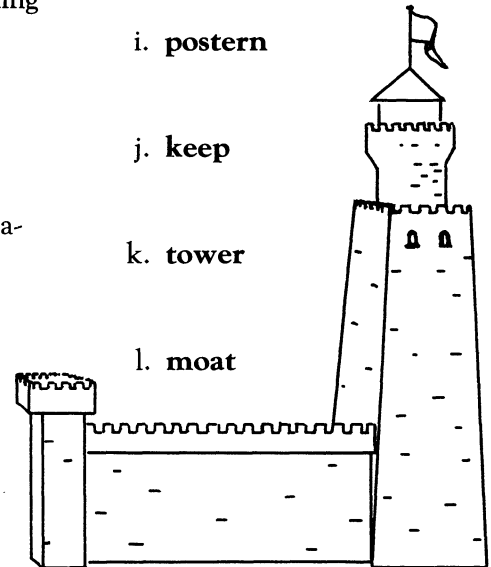
j. **keep**

_____ 11. a small rear gate of a castle

k. **tower**

_____ 12. a sliding grill of iron suspended in a large gate—it could be lowered quickly in case of attack

l. **moat**



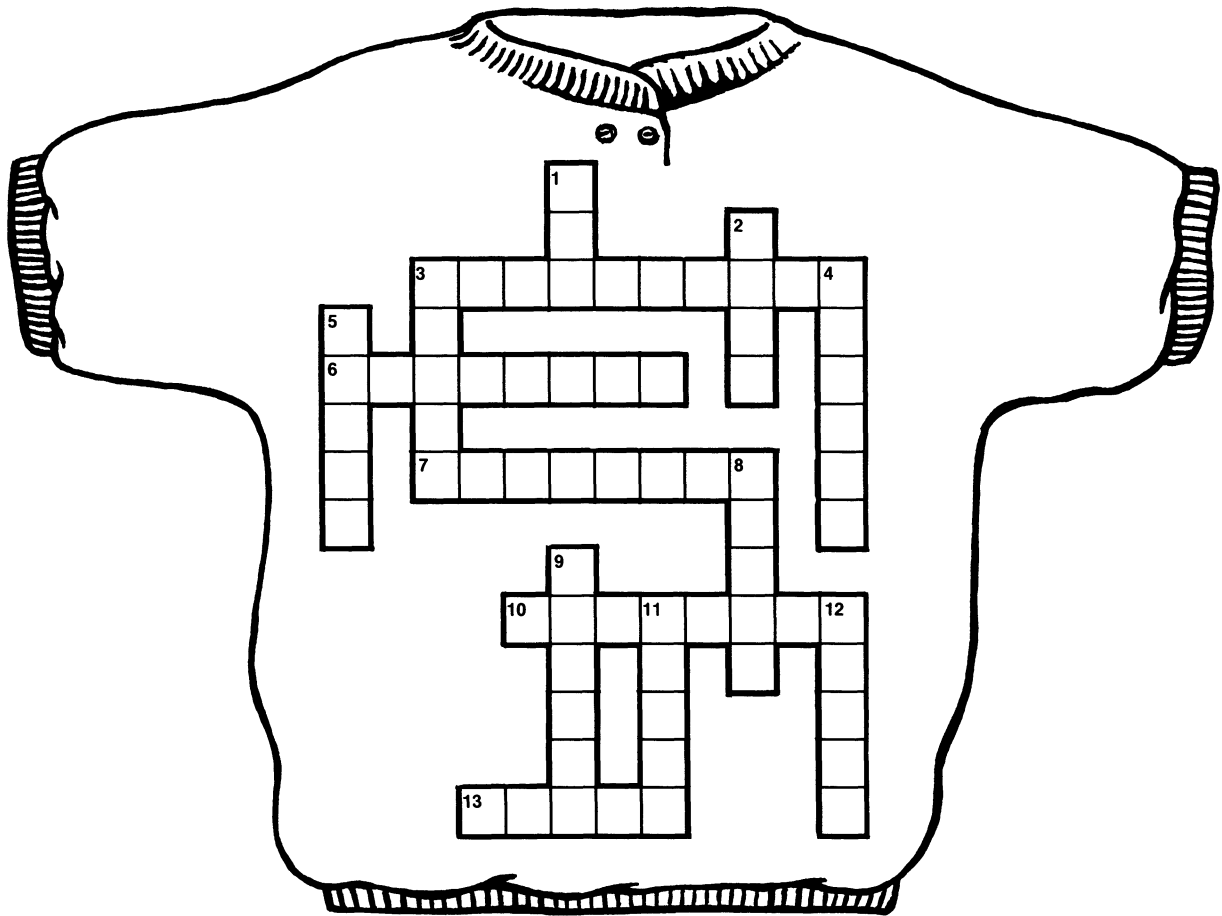
Tapestry The interior walls of many castles were hung with tapestry. Use library resources to read about tapestry. On a separate sheet of paper, write a report on the history of tapestry.



Clothes Crossword



Solve the crossword puzzle by writing the correct word in each blank. You may use a dictionary.



Across

3. supporting bands worn across the shoulders to hold up skirts or pants
6. short pants, loose-fitting, gathered at the knees
7. another word for 11 Down
10. light, low-cut shoes
13. outer garment that is a one-piece bodice and skirt

Down

1. head covering without a brim
2. strip of material worn around the waist
3. a garment with collar, sleeves, and a front opening for the upper part of the body
4. very short pants
5. free-hanging outer garment extending from the waist down
8. outer coverings for the feet, usually made of leather
9. loose outer garment that covers the body from neck to waist
11. outer garment that covers each leg separately
12. knitted coverings for the feet

Trouser Research Today trousers are a common item of wear in the western and eastern worlds. What did people in the western world wear in medieval times in place of trousers? Find this information in the library. Then write a two-page report on the history of clothing that led up to the wearing of trousers.

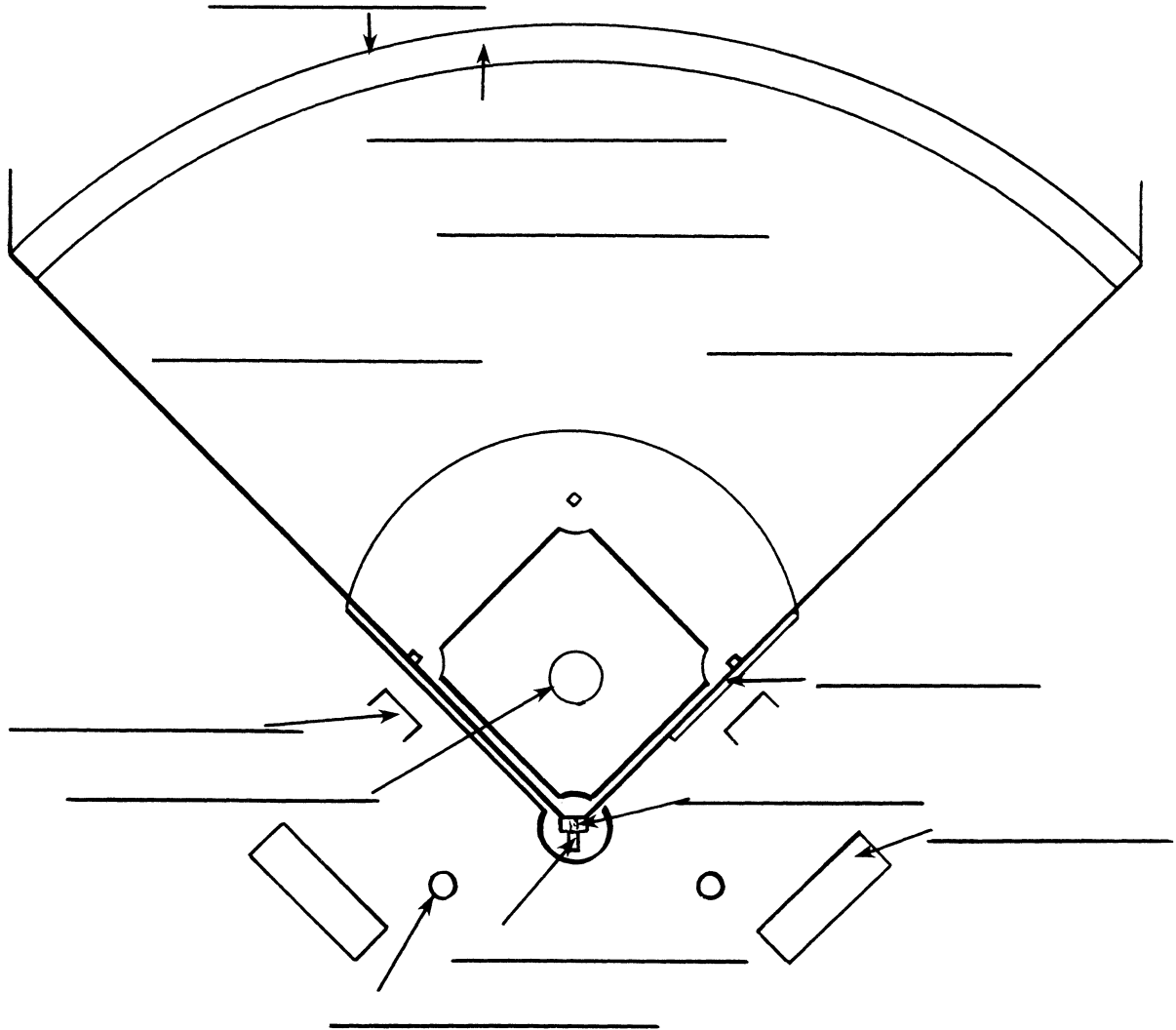


The National Pastime



Study the diagram below. Write the correct vocabulary term on each line of the diagram. You may use the dictionary.

fence	left field	batter's box	pitcher's mound
dugout	right field	catcher's box	warning track
baseline	center field	coach's box	on-deck circle



Baseball Teams On a separate sheet of paper, label one column National League and the other column American League. List as many of the twenty-six major-league baseball teams as you can, putting each in its proper league.

