


Real Life Reading Cards

Terry Overton

 J. WESTON
WALCH
PUBLISHER
PORTLAND, MAINE

Contents

To the Teacher v

	Cards	Masters	Teacher Guide
UNIT I			
• Getting Along With Yourself	1		
Jenny Hears the Truth	1	1-3	1
The Class Clown	2	4-6	1
The Trade	3	7-9	2
Time for Tony	4	10-12	2
Bonnie's Tooth	5	13-15	3
Keith Faces the Mirror	6	16-18	3
A Long Walk for Kelly	7	19-21	4
UNIT II			
• Getting Along With Others	8		
Two-Mile Friends	8	22-24	5
The Long Bike Ride	9	25-27	5
The Lake Trip	10	28-30	6
The Open Window	11	31-33	6
The Telephone Call	12	34-36	7
Bad Marks	13	37-39	7
Cindy Takes a Chance	14	40-42	8
UNIT III			
• Getting Along With Families	15		
Shelly's Secret	15	43-45	9
The Runaway	16	46-48	9
Rick's Brother	17	49-51	10
Changes in David	18	52-54	10
The Trip	19	55-57	11
Telephone Line	20	58-60	11
Rules Are Rules	21	61-63	12

	Cards	Masters	Teacher Guide
UNIT IV			
• Getting Along in Your Neighborhood	22		
Lonely Country Roads	22	64-66	13
Safe Money	23	66-69	13
Shortchanged	24	70-72	14
The Bus Trip	25	73-75	14
Emergency Number	26	76-78	15
UNIT V			
• Getting Along on Dates	27		
Bobby and Jane	27	79-81	16
Spring Dance	28	82-84	16
A Date With Danny	29	85-87	17
Becky's Turn	30	88-90	17
The All-Night Party	31	91-93	18
UNIT VI			
• Getting Along on the Job	32		
The Interview	32	94-96	19
Marcia Moves Up	33	97-99	19
A Summer Job	34	100-102	20
Andy's Birthday	35	103-105	20
The Job Form	36	106-108	21
The Warning	37	109-111	21
Holiday Rush	38	112-114	22
Making the Choice	39	115-117	22
Working on Tuesdays	40	118-120	23
Changing Jobs	41	121-123	23
Carol's Decision	42	124-126	24

	Cards	Masters	Teacher Guide
UNIT VII			
• Getting Along in the World	43		
Dean's Dream	43	127-129	25
Ken's Car	44	130-132	15
Lewis and the Lease	45	133-135	26
The CD Player	46	136-138	26
UNIT VIII			
• Getting Along With the Environment	47		
Thunder Roar	47	139-141	27
Tornado	48	142-144	27
Flash Flood	49	145-147	28
Midnight Blaze	50	148-150	28

Name _____

Date _____

JENNY HEARS THE TRUTH

Memory Check: See how much you remember about the story. Write the answers in the space below.

1. Why did Jenny not want to get out of bed? _____

2. What did Jenny not like about herself? _____

3. What did Jenny decide she would try to do that day? _____

4. Jenny thought she would have friends if she was what? _____

5. What did Jenny's mother cook for breakfast? _____

6. Who was Jenny's friend at school? _____

7. Who called Pam the night before? _____

8. What did Jenny want to eat in the lunchroom? _____

9. Where did Jenny's friend take her? _____

10. What did Jenny's friend tell her? _____

JENNY HEARS THE TRUTH

Talk It Over With Your Friends: See how your friends feel about these questions. Talk them over in class.

1. How do you think Jenny felt about herself?
2. Do you think Jenny had the right idea about how not to be fat?
3. Was Jenny glad about Pam's going to the party?
4. Do you think Pam was right to tell Jenny what she thought about Jenny's eating?
5. Why do you think some people eat when they feel bad?
6. What do you think would be a good way for Jenny to lose weight?

Words You Need to Know: In the space below, match the words with their meanings. The first one is done for you.

- | | |
|-----------------------|---|
| <u> F </u> morning | A. with nothing in it |
| <u> </u> front | B. a small sweet cake |
| <u> </u> round | C. nice |
| <u> </u> breakfast | D. food from a chicken |
| <u> </u> cupcake | E. ahead of something |
| <u> </u> empty | F. early time of day |
| <u> </u> kind | G. within something |
| <u> </u> inside | H. the morning meal |
| <u> </u> egg | I. like a circle |
| <u> </u> laugh | J. to make a happy sound is
to _____ |

Name _____

Date _____

JENNY HEARS THE TRUTH

Eating Right

I. Jenny went to a doctor to learn about eating right. Help her find the good foods. Pick out the good foods and write them in the space below.

- | | | | |
|--------------|--------------|------------|----------|
| potato chips | French fries | pie | hot dogs |
| celery | bananas | toast | cheese |
| chicken | tomato | grapefruit | bacon |
| hamburgers | fish | eggs | peas |
| oranges | ice cream | cake | carrots |

II. Use the good foods above to plan breakfast for Jenny. Write down the breakfast foods in the space below.

Name _____
Date _____

THE CLASS CLOWN

Memory Check: See how much you remember about the story. Write the answers in the space below.

1. Why did the kids in class look at Fred a lot of the time? _____

2. How did the class begin? _____

3. Fred thought he could make any class more what? _____

4. Whom did Fred meet after class? _____

5. What did his friend ask Fred about? _____

6. Whom did Fred want to ask to the dance? _____

7. What did Fred wear to school that day? _____

8. Did Fred have a lot of shirts? _____

9. Was Fred's shirt clean? _____

10. What did Jill think Fred was doing? _____

Name _____

Date _____

THE CLASS CLOWN

Talk It Over With Your Friends: See how your friends feel about these questions. Talk them over in class.

1. Do you know someone like Fred?
2. Why do you think Fred jokes the way he does?
3. Do you think Fred acts the right way in class?
4. Do you think Jill was fair to Fred?
5. What would you do if you were Fred?
6. Do you think the way you look can help or hurt how people feel about you?
7. Do you think the way a person dresses tells you something about that person?
8. Were you surprised at the way Fred acted when Jill laughed at him? Why or why not?

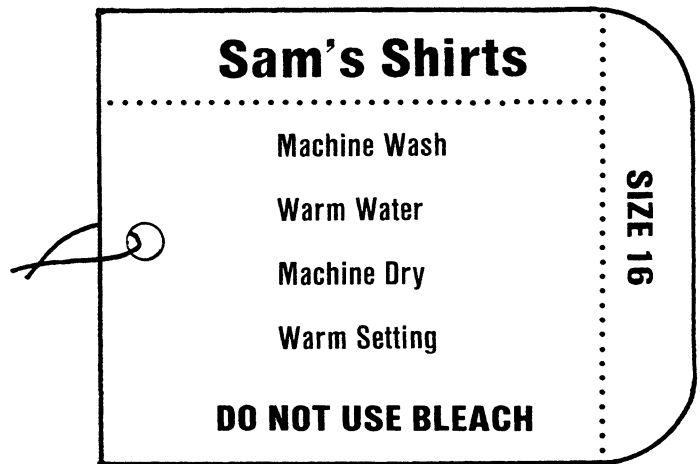
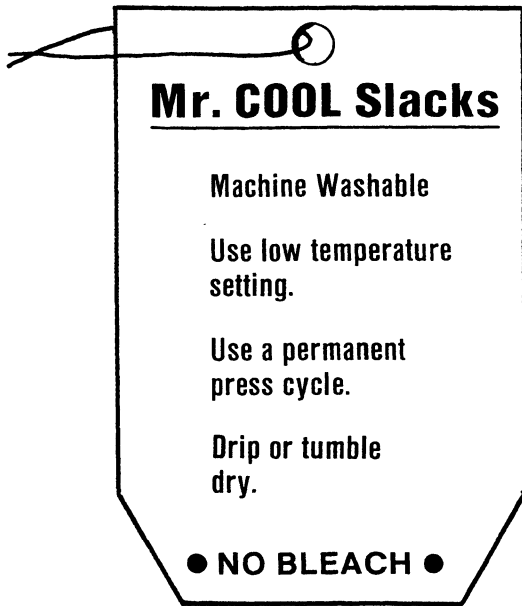
Words You Need to Know: In the space below, match the words with their meanings. The first one is done for you.

- | | |
|--------------------|--------------------------------|
| <u> C </u> shirt | A. to say something funny |
| _____ dirty | B. afraid |
| _____ joke | C. clothing to wear with pants |
| _____ clown | D. to have something on |
| _____ scared | E. you are |
| _____ pretty | F. one more |
| _____ you're | G. to already have happened |
| _____ another | H. not clean |
| _____ wear | I. nice to look at |
| _____ passed | J. a person who jokes a lot |

THE CLASS CLOWN

Caring for Your Clothes

Here are some tags from Fred's clothes. Help him learn how to take care of the clothes. In the space below, answer the questions about the tags.



1. What size shirt did Fred buy? _____
2. Can Fred use bleach for his pants or shirt? _____
3. Can Fred use a machine to dry his pants and shirt? _____
4. Can Fred wash his shirt in very hot water? _____
5. What wash cycle should Fred use for his pants? _____
6. Can Fred drip dry his pants? _____