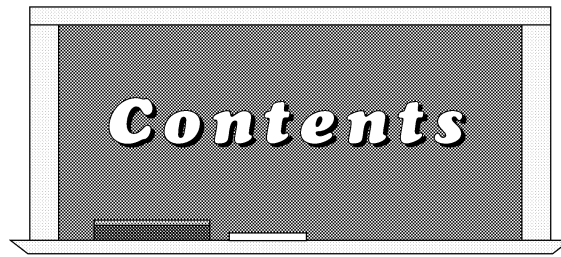


Survival Vocabulary

Gertrude Welder

J. WESTON
WALCH
PUBLISHER

Portland, Maine



<i>To the Teacher</i>	<i>v</i>
<i>Directions for Exercises and Activities</i>	<i>vi</i>
<i>Classroom Testing Data</i>	<i>ix</i>
<i>Vocabulary List</i>	<i>x</i>
<i>Answer Key</i>	<i>xii</i>

Masters

Unit 1: Home Words	1
Unit 2: Food Words	15
Unit 3: Family Words	29
Unit 4: Time Words	43
Unit 5: Food Store Words	57
Unit 6: School Words	71
Unit 7: Health Words	85
Unit 8: Community Words	99
Unit 9: Restaurant Words	113
Unit 10: Travel Words	127

Optional Activities

1. Word Bankbook	142
2. Brain Teaser	143
3. Monthly Money-maker	144
4. Study Sheets	145
5. Word Bank Checks	146
6. Flash Cards	147

Exercise 11

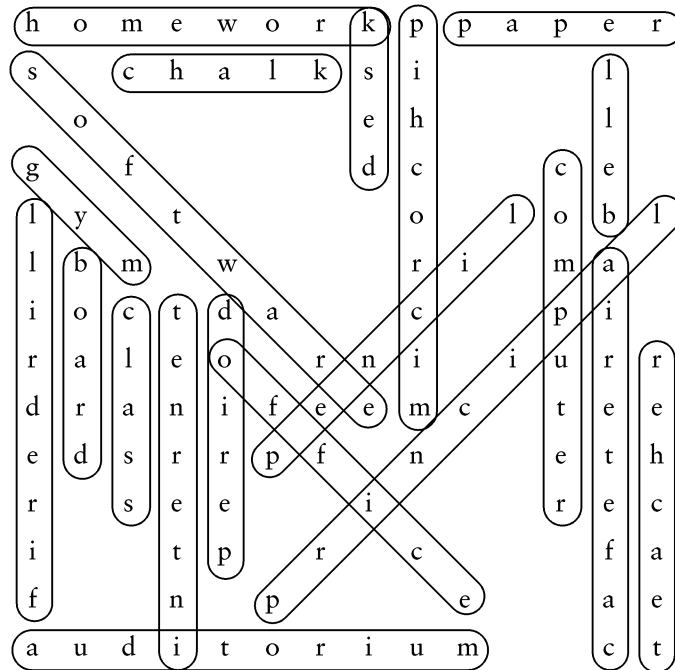
No answers needed.

UNIT 6: SCHOOL WORDS

Exercise 1

No answers needed.

Exercise 2



Exercise 3

Syllables	
1. class	1. class
2. teacher	2. teach - er
3. period	3. pe - ri - od
4. auditorium	4. au - di - to - ri - um
5. cafeteria	5. caf - e - te - ri - a
6. fire drill	6. fire drill
7. computer	7. com - put - er
8. desk	8. desk
9. pencil	9. pen - cil
10. paper	10. pa - per
11. office	11. of - fice
12. principal	12. prin - ci - pal
13. Internet	13. In - ter - net
14. bell	14. bell
15. software	15. soft - ware
16. gym	16. gym
17. microchip	17. mi - cro - chip
18. board	18. board
19. chalk	19. chalk
20. homework	20. home - work

Exercise 4

1. 3
2. 9
3. 7
4. 14
5. 20
6. 10
7. 2
8. 17
9. 5
10. 19
11. 1
12. 13
13. 12
14. 18
15. 16
16. 8
17. 15
18. 11
19. 4
20. 6

Exercise 5

The class will line up when the fire drill begins.
 Put the paper and pencil on the desk.
 The teacher writes on the board with chalk.
 The auditorium is next to the gym.
 We eat in the cafeteria.
 The principal and the nurse are in the office.

Exercise 6

1. b	6. b	11. c	16. a
2. a	7. a	12. c	17. c
3. b	8. a	13. a	18. b
4. c	9. b	14. b	19. c
5. c	10. a	15. c	20. a

Exercise 7

No answers needed.

Exercise 8

1. a large room for games and exercise; also, physical education class
2. a place where most of the paperwork is done for a school or a business
3. a machine that processes and stores information
4. a pointed tool to write with
5. practice leaving the building in case of fire
6. a person who gives instruction or shows how to do something
7. a huge computer network where information can be found and shared
8. the head person in a school

9. a flat, dark surface for writing on with chalk
10. something that makes a ringing sound
11. schoolwork done at home
12. the program or instructions that tell a computer what to do
13. a thin sheet used for writing or printing
14. a large dining area where people buy food at a counter and carry it to a table to eat
15. a piece of furniture with a flat top on which to write
16. a tiny square of thin material used in electronic equipment
17. soft, white limestone used to write with
18. a portion of time; also, a dot at the end of a sentence
19. a large room where groups of people can meet
20. a group of students taught together

you learn a lot at school

Exercises 9 and 10

- | | | |
|---------------|---------------|---------------|
| 1. class | 8. desk | 15. software |
| 2. teacher | 9. pencil | 16. gym |
| 3. period | 10. paper | 17. microchip |
| 4. auditorium | 11. office | 18. board |
| 5. cafeteria | 12. principal | 19. chalk |
| 6. fire drill | 13. Internet | 20. homework |
| 7. computer | 14. bell | |

Exercise 10 *Alphabetical Order*

- | | | |
|---------------|---------------|---------------|
| 1. auditorium | 8. desk | 15. paper |
| 2. bell | 9. fire drill | 16. pencil |
| 3. board | 10. gym | 17. period |
| 4. cafeteria | 11. homework | 18. principal |
| 5. chalk | 12. Internet | 19. software |
| 6. class | 13. microchip | 20. teacher |
| 7. computer | 14. office | |

Exercise 11

No answers needed.

UNIT 7: HEALTH WORDS

Exercise 1

No answers needed.

Unit 6

School Words

computer

board

paper

microchip

teacher

pencil

auditorium

chalk

bell

principal

fire drill

software

gym

period

class

desk

office

Internet

cafeteria

homework



Name _____

Date _____

New Words and Lost Letters

Read each word and its definition. In the Lost Letters column, write each word by filling in the missing letters.

		LOST LETTERS
1. class	a group of students taught together	c _ _ _ s
2. teacher	a person who gives instruction or shows how to do something	t _ _ c _ _ r
3. period	a portion of time; also, a dot at the end of a sentence	pe _ _ _ d
4. auditorium	a large room where groups of people can meet	_ _ d _ t _ r _ um
5. cafeteria	a large dining area where people buy food at a counter and carry it to a table to eat	ca _ _ t _ r _ _
6. fire drill	practice leaving the building in case of fire	f _ r _ _ ri _ l
7. computer	a machine that processes and stores information	_ om _ u _ e _
8. desk	a piece of furniture with a flat top on which to write	d _ _ _
9. pencil	a pointed tool to write with	pen _ _ _
10. paper	a thin sheet used for writing or printing	pa _ _ er
11. office	a place where most of the paperwork is done for a school or a business	off _ _ e
12. principal	the head person in a school	p _ _ _ _ _ p _ _
13. Internet	a huge computer network where information can be found and shared	_ _ te _ ne _
14. bell	something that makes a ringing sound	b _ _ _
15. software	the program or instructions that tell a computer what to do	_ o _ tw _ _ e
16. gym	a large room for games and exercise; also, physical education class	_ y _
17. microchip	a tiny square of thin material used in electronic equipment	m _ c _ oc _ i _
18. board	a flat, dark surface for writing on with chalk	boa _ _
19. chalk	soft, white limestone used to write with	_ _ _ _ k
20. homework	schoolwork done at home	h _ _ _ w _ _ _

Name _____


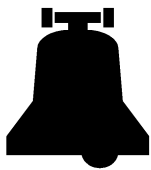
Date _____

Snoop and Solve

Find the words in the maze and circle them. The words may go across, up, down, or diagonally. Check them off in the list at the top as you find them.

- | | | |
|-------------------|-------------------|-------------------|
| ___ 1. class | ___ 8. desk | ___ 15. software |
| ___ 2. teacher | ___ 9. pencil | ___ 16. gym |
| ___ 3. period | ___ 10. paper | ___ 17. microchip |
| ___ 4. auditorium | ___ 11. office | ___ 18. board |
| ___ 5. cafeteria | ___ 12. principal | ___ 19. chalk |
| ___ 6. fire drill | ___ 13. Internet | ___ 20. homework |
| ___ 7. computer | ___ 14. bell | |

h	o	m	e	w	o	r	k	p	p	a	p	e	r
s	u	c	h	a	l	k	s	i	r	i	n	l	e
g	o	n	e	h	o	c	e	h	i	m	m	l	o
g	y	f	c	w	h	h	d	c	u	r	c	e	o
l	y	o	t	e	k	r	g	o	m	l	o	b	l
l	b	m	f	w	r	f	e	r	i	g	m	a	m
i	o	c	t	d	a	s	r	c	e	d	p	i	i
r	a	l	e	o	s	r	n	i	e	i	u	r	r
d	r	a	n	i	f	e	e	m	c	s	t	e	e
e	d	s	r	r	p	f	c	n	i	o	e	t	h
r	n	s	e	e	k	a	i	f	l	s	r	e	c
i	i	a	t	p	e	r	f	c	d	d	i	f	a
f	o	j	n	t	p	o	m	l	e	l	d	a	e
a	u	d	i	t	o	r	i	u	m	c	k	c	t



Name _____

Date _____

Scrambled Eggs

Write the words correctly.

Divide the words into syllables.

- | | | |
|---------------|-------|-------|
| 1. lassic | _____ | _____ |
| 2. cheeat | _____ | _____ |
| 3. rioped | _____ | _____ |
| 4. doraitumi | _____ | _____ |
| 5. faireetac | _____ | _____ |
| 6. iref lidrl | _____ | _____ |
| 7. percumot | _____ | _____ |
| 8. eksd | _____ | _____ |
| 9. cilnep | _____ | _____ |
| 10. repap | _____ | _____ |
| 11. eicfof | _____ | _____ |
| 12. ciinarpl | _____ | _____ |
| 13. tintreen | _____ | _____ |
| 14. lebl | _____ | _____ |
| 15. fathersow | _____ | _____ |
| 16. ymg | _____ | _____ |
| 17. ciphomirc | _____ | _____ |
| 18. drboa | _____ | _____ |
| 19. kahlc | _____ | _____ |
| 20. oerwmkh | _____ | _____ |

Name _____

UNIT 6: SCHOOL WORDS

Date _____

EXERCISE 4

Pick a Pair

Write the number of each definition in front of the word it goes with.

- | | |
|----------------|---|
| ___ class | 1. a place where most of the paperwork is done for a school or a business |
| ___ teacher | 2. a machine that processes and stores information |
| ___ period | 3. a group of students taught together |
| ___ auditorium | 4. soft white limestone used to write with |
| ___ cafeteria | 5. a pointed tool to write with |
| ___ fire drill | 6. schoolwork done at home |
| ___ computer | 7. a portion of time; also, a dot at the end of a sentence |
| ___ desk | 8. a large room for games, and exercise; also, physical education class |
| ___ pencil | 9. a person who gives instruction or shows how to do something |
| ___ paper | 10. practice leaving the building in case of fire |
| ___ office | 11. a flat dark surface for writing on with chalk |
| ___ principal | 12. a huge computer network where information can be found and shared |
| ___ Internet | 13. the head person in a school |
| ___ bell | 14. a large room where groups of people can meet |
| ___ software | 15. a tiny square of thin material used in electronic equipment |
| ___ gym | 16. the program or instructions that tell a computer what to do |
| ___ microchip | 17. a piece of furniture with a flat top on which to write |
| ___ board | 18. something that makes a ringing sound |
| ___ chalk | 19. a thin sheet used for writing or printing |
| ___ homework | 20. a large dining area where people buy food at a counter and carry it to a table to eat |

Name _____

Date _____

Crack the Code

1 - a	6 - f	11 - k	16 - p	21 - u	24 - x
2 - b	7 - g	12 - l	17 - q	22 - v	25 - y
3 - c	8 - h	13 - m	18 - r	23 - w	26 - z
4 - d	9 - i	14 - n	19 - s		
5 - e	10 - j	15 - o	20 - t		

Write the letters under the numbers below to crack the code.

20 - 8 - 5 - 3 - 12 - 1 - 19 - 19 - 23 - 9 - 12 - 12 - 12 - 9 - 14 - 5 - 21 - 16 - 23 - 8 - 5 - 14 - 20 -

8 - 5 - 6 - 9 - 18 - 5 - 4 - 18 - 9 - 12 - 12 - 2 - 5 - 7 - 9 - 14 - 19.

16 - 21 - 20 - 20 - 8 - 5 - 16 - 1 - 16 - 5 - 18 - 1 - 14 - 4 - 16 - 5 - 14 - 3 - 9 - 12 - 15 - 14 - 20 -

8 - 5 - 4 - 5 - 19 - 11.

20 - 8 - 5 - 20 - 5 - 1 - 3 - 8 - 5 - 18 - 23 - 18 - 9 - 20 - 5 - 19 - 15 - 14 - 20 - 8 - 5 - 2 - 15 - 1 -

18 - 4 - 23 - 9 - 20 - 8 - 3 - 8 - 1 - 12 - 11.

20 - 8 - 5 - 1 - 21 - 4 - 9 - 20 - 15 - 18 - 9 - 21 - 13 - 9 - 19 - 14 - 5 - 24 - 20 - 20 - 15 - 20 -

8 - 5 - 7 - 25 - 13.

23 - 5 - 5 - 1 - 20 - 9 - 14 - 20 - 8 - 5 - 3 - 1 - 6 - 5 - 20 - 5 - 18 - 9 - 1.

20 - 8 - 5 - 16 - 18 - 9 - 14 - 3 - 9 - 16 - 1 - 12 - 1 - 14 - 4 - 20 - 8 - 5 - 14 - 21 - 18 - 19 - 5 -

1 - 18 - 5 - 9 - 14 - 20 - 8 - 5 - 15 - 6 - 6 - 9 - 3 - 5.

On the back of this page, write your own coded message. Ask your partner to crack it.

Sentence Sense

Read each sentence. One of the three sentences sounds correct. Circle the letter in front of the correct sentence.

1. (a) Our school has many class for the students to sit at.
(b) Our class always eats lunch together at noon.
(c) Let's all go to the gym to play class today.
2. (a) My teacher always takes time to explain the directions.
(b) Please take me to the teacher to get a bandage for my arm.
(c) The teacher is the head person in the whole school.
3. (a) Please take these students to the period down this hall.
(b) I'm not sure which period I have science.
(c) Please write on the period so the whole class may see.
4. (a) I write my homework in my auditorium.
(b) Our class likes to hear the auditorium speak.
(c) Please show that boy where the auditorium is.
5. (a) I like to sit with my cafeteria in class.
(b) The cafeteria always rings before school starts in the morning.
(c) I'll take you to the cafeteria for lunch.
6. (a) You may write on this nice, clean fire drill.
(b) We must leave the school building when there is a fire drill.
(c) I saw the fire drill burning a few minutes ago.
7. (a) Our teacher told us to use the computer for that work.
(b) I'm glad our computer didn't give us a test today.
(c) The students should make a computer while waiting for lunch.
8. (a) Make sure you're sitting at your desk when the bell rings.
(b) I like to write with colored desk at the board.
(c) Here comes the desk to talk to our class.
9. (a) My teacher always uses pencil to write with at the board.
(b) Every student should bring a pencil to school.
(c) Please write all those spelling words in a list on that pencil.



(continued)


Sentence Sense (*continued*)

10. (a) I've written so many sentences on this paper.
(b) You may do your schoolwork at home as paper.
(c) The paper will ring in a few minutes.
11. (a) We may use the office today to take our gym class.
(b) The principal will office the students every day.
(c) I like to take the banking and lunch money to the office.
12. (a) The principal is the only person who helps us when we're sick.
(b) The principal always fixes the students' lunches.
(c) The principal in our school is the boss of the building.
13. (a) We find lots of information on the Internet.
(b) Be sure to get in line when you hear the Internet.
(c) I finished all of my Internet at school today.
14. (a) Please bring this letter to the lady in the bell.
(b) The bell will ring at nine o'clock.
(c) There are twenty-five students in our bell.
15. (a) I like to have math class during third software.
(b) The software is the head person in the school.
(c) We have software in our school for creating newsletters.
16. (a) We always do lots of exercises in the gym.
(b) The gym is a quiet place to rest when you are sick.
(c) Be sure to finish all of your gym before coming to school.
17. (a) The microchip entered our class at two o'clock.
(b) The principal spoke into the microchip during the assembly.
(c) Each microchip provides the computer with a link between two points.
18. (a) We must get to school before the board rings.
(b) Our teacher lets us write our words on the board.
(c) She has reading during fourth board.
19. (a) Please show her how to sit up straight at the chalk.
(b) She asked us to write all our sentences on the chalk.
(c) Please hand me that piece of chalk to use at the board.
20. (a) I like to do my homework as soon as I'm finished with supper.
(b) Please take this note to the homework for the teacher.
(c) Let's get in homework and wait for the bell to ring.



Pen the Pig

1. Divide the list of words in Exercise 1 into two lists of ten words each.
2. Choose a partner. Give your partner one of the lists of ten words. You keep the other list.
3. Say one of the words on your list. Your partner writes it down on a sheet of paper.
4. You check your partner's spelling.
5. If the word is spelled correctly, your partner may touch his or her pencil to a dot and draw one straight line across or down to another dot.
6. If the word is not spelled correctly, your partner may not draw a line.
7. Now your partner says one of the words on his or her list to you. You write it down.
8. Your partner checks the spelling.
9. If the word is spelled correctly, you may draw one line between two dots, going across or down.
10. If the word is not spelled correctly, you may not draw a line.
11. You and your partner take turns saying and writing words. Say a new word on the list each time.
12. Each time you draw a line, you are building a pen for the pig.
13. The object of this game is to be the person to draw the last line to make a square. This square is one pen. Put your initials in that pen. That pen is yours.
14. Watch the lines. Try to be the last person to draw the line to make a square.
15. When you and your partner have each written ten words, switch lists. Take turns saying and writing words again. Decide how many times you want to switch lists.
16. When you have finished switching lists, or when there are no more dots to use, the game is over.
17. Count the number of squares holding your initials.
18. The person with the most pens wins.



Name _____

Date _____

Backward Puzzle

Write a brief definition or clue for each word in the puzzle.

1.					g	y	m								1. _____
2.						o	f	f	i	c	e				2. _____
3.		c	o	m	p	u	t	e	r						3. _____
4.	p	e	n	c	i	l									4. _____
5.			f	i	r	e	d	r	i	l	l				5. _____
6.				t	e	a	c	h	e	r					6. _____
7.		i	n	t	e	r	n	e	t						7. _____
8.			p	r	i	n	c	i	p	a	l				8. _____
9.					b	o	a	r	d						9. _____
10.					b	e	l	l							10. _____
11.	h	o	m	e	w	o	r	k							11. _____
12.			s	o	f	t	w	a	r	e					12. _____
13.					p	a	p	e	r						13. _____
14.		c	a	f	e	t	e	r	i	a					14. _____
15.					d	e	s	k							15. _____
16.	m	i	c	r	o	c	h	i	p						16. _____
17.					c	h	a	l	k						17. _____
18.		p	e	r	i	o	d								18. _____
19.	a	u	d	i	t	o	r	i	u	m					19. _____
20.					c	l	a	s	s						20. _____

Find the hidden sentence that reads from the top down in the puzzle.
Write it here.

Name _____

Date _____

Sneaky Snakes

Dissect (cut apart) these snakes by drawing lines through their bodies after every word. Write your starting, finishing, and total times for each snake. Try to do each snake faster than the last one.

start _____
 finish _____
 total time _____

start _____
 finish _____
 total time _____

start _____
 finish _____
 total time _____

Name _____

Date _____

X-ray Vision

Write each word correctly.

Write the words in
alphabetical order.

- | | | |
|-----------------|-------|-------|
| 1. clauss | _____ | _____ |
| 2. teechur | _____ | _____ |
| 3. peereud | _____ | _____ |
| 4. awditohreem | _____ | _____ |
| 5. kaffiteereeh | _____ | _____ |
| 6. fiur duryl | _____ | _____ |
| 7. campewtor | _____ | _____ |
| 8. dezzk | _____ | _____ |
| 9. pensul | _____ | _____ |
| 10. paapur | _____ | _____ |
| 11. awfiss | _____ | _____ |
| 12. prinsipul | _____ | _____ |
| 13. innturnyt | _____ | _____ |
| 14. belll | _____ | _____ |
| 15. sawfwhere | _____ | _____ |
| 16. jim | _____ | _____ |
| 17. mycrowgip | _____ | _____ |
| 18. bord | _____ | _____ |
| 19. chauk | _____ | _____ |
| 20. homwurk | _____ | _____ |

Name _____

Date _____

Silly Dilly

Write a story using all of the following words. Make it interesting!

- | | | | |
|---------------|---------------|---------------|---------------|
| 1. class | 6. fire drill | 11. office | 16. gym |
| 2. teacher | 7. computer | 12. principal | 17. microchip |
| 3. period | 8. desk | 13. Internet | 18. board |
| 4. auditorium | 9. pencil | 14. bell | 19. chalk |
| 5. cafeteria | 10. paper | 15. software | 20. homework |

