

Counting Money and Making Change

Second Edition

Nancy Lobb

J. WESTON
WALCH
PUBLISHER

Portland, Maine

Contents

Teacher's Guide

<i>To the Teacher</i>	v
<i>Additional Instructional Activities</i>	vii

Pretests

Pretest I	1
Pretest II	2

Exercises

Part One: Counting Money

1. Identifying Coins	3
2. Coin Flashcards	4
3. Counting Nickels and Pennies	5
4. Counting Dimes, Nickels, and Pennies	6
5. Counting Quarters, Dimes, Nickels, and Pennies	7
6. Count Your Change	8
7. The Hardware Store	9
8. Which is More?	10
9. The Change Game	11
10. Count the Coins	12

Part Two: Making Change

11. Draw the Change	13
12. Change from a Quarter	14
13. Is It Right?	15
14. Buying School Supplies	16
15. The Bakery	17
16. Keep On Counting!	18
17. A Change Chart	19







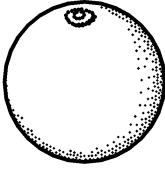





18. The Farmer's Market	20
19. Change from a Dollar	21
20. Shopping for a Picnic	22
21. The Concessions Stand	23
22. Making Money Count	24
23. Keep Track of Your Change	25
24. Every Penny Counts	26
25. What's the Change?	27
26. Check Your Change	28
27. Bill Flashcards	29
28. Counting Change from \$5	30
29. Change Your Ways!	31
30. Shopping for a Party	32
31. Making Change in a Service Station	33
32. Selling Tickets at the Fair	34
33. Making Change in a Grocery Store	35
34. What is Your Change?	36
35. A Change Riddle	37
36. Making Your Dollars Go Far	38
37. Learning the Value of a Dollar	39
38. Making Your Money Last	40
39. A Change Crossword Puzzle	41
40. Hidden Money	42
41. A Calculator Ad	43
42. The World Money Market	44

Posttests


Posttest I	45
Posttest II	46
<i>Answer Key</i>	47

The Farmer's Market

◆ **Directions:** You have a dollar bill. Put an X on the change you should get if you buy each item below.

If you buy:	Your change is:
(1)  Apple \$.39	
(2)  Grapes \$.43	
(3)  Banana \$.12	
(4)  Orange \$.29	
(5)  Watermelon slice \$.37	
(6)  Tomato \$.44	









Money Fact



All United States coins have two sayings on them: *E Pluribus Unum* (Latin for "Out of many, one") and "In God We Trust."

Shopping for a Party

◆ **Directions:** Each person paid with a \$5 bill. Write YES if the person got the right change. Write NO if the person did not.





Item:	Change:	Is it right?
(1) Flowers \$3.98 	2 pennies, 2 dollar bills	
(2) 3 bags of chips \$2.97 	3 pennies, 2 dollar bills	
(3) Chip dip \$2.37 	3 pennies, 1 dime, 1 half-dollar, 2 dollar bills	
(4) 1 six-pack soft drink \$1.89 	1 penny, 1 dime, 2 dollar bills	
(5) Napkins 79¢ 	1 penny, 2 dimes, 3 dollar bills	
(6) Peanuts \$2.89 	1 penny, 1 dime, 2 dollar bills	
(7) 2 cans lemonade \$1.45 	1 nickel, 1 half-dollar, 2 dollar bills	
(8) 1 pound cheese \$4.05 	2 dimes, 1 quarter, 1 dollar bill	




The average \$1 bill lasts 18 months.
 The average \$100 bill lasts 9 years.

Making Change in a Service Station

◆ **Directions:** You work in a service station. Mark the change you should give each customer. Use the fewest bills and coins possible.

		Change:			
					
Cost:	Money paid				
(1) \$3.00	\$5.00				
(2) \$4.50	\$10.00				
(3) \$16.50	\$20.00				
(4) \$3.50	\$10.00				
(5) \$4.50	\$5.00				
(6) \$2.00	\$2.00				
(7) \$12.50	\$15.00				
(8) \$16.00	\$20.00				
(9) \$6.00	\$20.00				
(10) \$18.50	\$20.00				

**Money
Fact**



What happens if paper money is damaged? If more than half of a bill is in good condition, it can be turned in for its full face value. If not, it is worth nothing.

