

Daily Skill Builders

Grammar & Usage

Grades 4-5

Writer

Sarah Guare

Editorial Director

Susan A. Blair

Project Manager

Erica L. Varney

Cover Designer

Roman Laszok

Interior Designer


Mark Sayer

Production Editor

Maggie Jones

WALCH  **PUBLISHING**

Table of Contents



To the Teacher v

PARTS OF SPEECH1-72

Nouns	1
Common	1
Proper	3
Collective	6
Singular and Plural	8
Possessives	14
Verbs	17
Action	17
Linking	21
Helping	23
Verb Tense	26
Irregular Verbs	31
Singular and Plural Verbs	32
Noun Review	35
Verb Review	37
Adjectives	39
Articles	42
Adverbs	45
Pronouns	49
Subject Pronouns	49
Object Pronouns	51
Indefinite Pronouns	55
Relative Pronouns	57
Conjunctions	61
Interjections	64
Prepositions	67
Parts of Speech Review	70


CAPITALIZATION73-84

First Word in Sentence	73
Days, Months, and Holidays	75
Proper Nouns	77
Place Names	79
Relatives	81
Capitalization Review	83

PUNCTUATION85-125

End Marks	85
Period	85
Question Mark	87
Exclamation Point	90

End Mark Review	92
Commas	93
Apostrophes	107
Quotation Marks	112
Parentheses	115
Colons	118
Punctuation Review	123
SUBJECTS AND PREDICATES	126–143
Subjects	126
Predicates	132
Complements	136
Agreement	139
Review	142
CLAUSES, PHRASES, SENTENCES, AND PARAGRAPHS	144–180
Types of Sentences	144
Simple and Compound Sentences	158
Independent and Dependent Clauses	162
Prepositional Phrases	166
Fragments	171
Run-ons	175
Building Paragraphs	179
Review	182
ANSWER KEY	184–200



To the Teacher

Introduction to *Daily Skill-Builders*

The *Daily Skill-Builders* series began as an expansion of our popular *Daily Warm-Ups* series for grades 5–adult. Word spread, and eventually elementary teachers were asking for something similar. Just as *Daily Warm-Ups* do, *Daily Skill-Builders* turn extra classroom minutes into valuable learning time. Not only do these activities reinforce necessary skills for elementary students, they also make skill-drilling an engaging and informative process. Each book in this series contains 180 reproducible activities—one for each day of the school year!


How to Use *Daily Skill-Builders*

Daily Skill-Builders are easy to use—simply photocopy the day’s activity and distribute it. Each page is designed to take approximately ten to fifteen minutes. Many teachers choose to use them in the morning when students are arriving at school or in the afternoon before students leave for the day. They are also a great way to switch gears from one subject to another. No matter how you choose to use them, extra classroom minutes will never go unused again.

Building Skills for All Students

The *Daily Skill-Builders* activities give you great flexibility. The activities can be used effectively in a variety of ways to help all your students develop important skills, regardless of their level.

Depending on the needs of your students and your curriculum goals, you may want the entire class to do the same skill-builder, or you may select specific activities for different students. There are several activities for each topic covered in *Daily Skill-Builders*, so you



can decide which and how many activities to use to help students to master a particular skill.

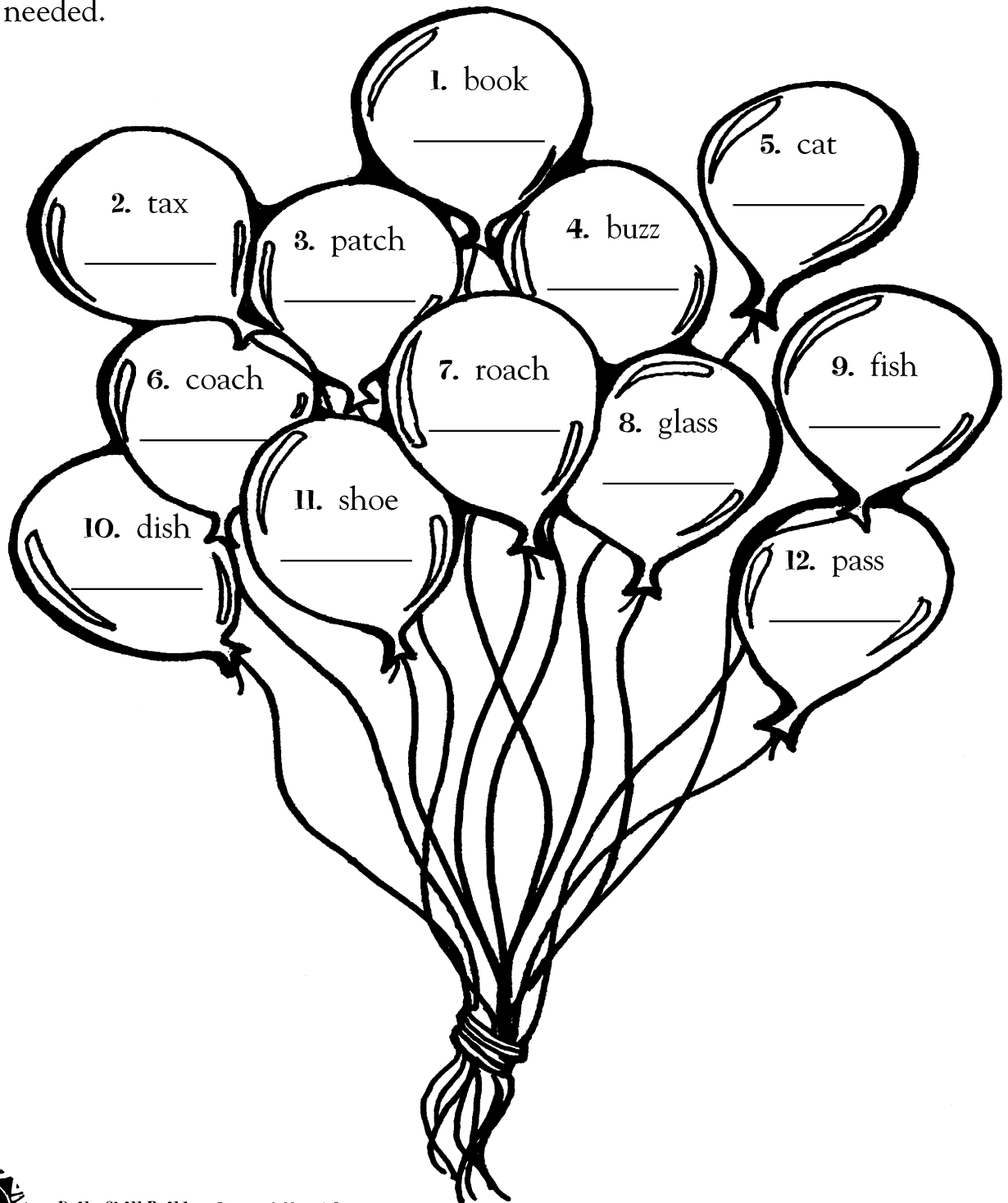
If a student does not complete an activity in the allotted time, he or she may complete it as homework, or you may allow more time the next day to finish. If a student completes a skill-builder early, you may want to assign another. *Daily Skill-Builders* give you options that work for you.

Students in one grade level vary in their abilities, so each *Daily Skill-Builders* covers two grades. In a fourth-grade class, for example, some students may need the books for grades 3–4. Other students may need the greater challenge presented in the 4–5 books. Since all the books look virtually the same and many of the activities are similar, the students need not know that they are working at different levels.

No matter how you choose to use them, *Daily Skill-Builders* will enhance your teaching. They are easy for you to use, and your students will approach them positively as they practice needed skills.

Balloon Bouquet

Some nouns that end in **ch**, **sh**, **x**, **ss**, or **z** can be made plural by adding **es** to the end of the word. Circle the number of each word that follows this rule. Then write the plural form of the word on the line. You can use a dictionary, if needed.



Replacement Pronouns

A **pronoun** is a word used in place of a noun. A **subject pronoun** is used as the subject of a sentence.

Examples: I like to read fantasy novels.
We like to talk about books.

Singular pronouns: I, you, he, she, it
Plural pronouns: we, you, they

Use a pronoun to replace the underlined noun or nouns below. The first one has been done for you.

1. Maria and Joan drew our pictures. They _____
2. Joe, John, and I like to play ball. _____
3. Julie and Sabrina need to stay here. _____
4. Jorge helps at a soup kitchen. _____
5. The balloon is going higher! _____
6. Jessica should come, too. _____
7. My family and I travel to Texas. _____
8. Grace spends a lot of time in the library. _____
9. Marika and Tracy dig up clams. _____
10. The book is too hard to read. _____

Long-Winded Prepositions

Use a **comma** after a long **prepositional phrase** that comes at the beginning of a sentence.

Examples: After our delicious breakfast, we took a walk.

Between the two large ducks, we saw three small ducklings.

Write a long prepositional phrase at the beginning of each sentence. The first one has been done for you.

1. After the class play, I realized I forgot something.
2. Along with _____, I have to clean the yard.
3. Between _____, you will find the ketchup.
4. Except for _____, I don't have to do any chores.
5. Before _____, I was playing with my dad.
6. Up to _____, I thought we were going to win.
7. Since _____, I have seen my cousin once.
8. From _____, I have been waiting to see you.
9. Throughout _____, I ride my bike every day.
10. Besides _____, I also got a new game for my birthday.

Housing Declarative Sentences

A **declarative sentence** makes a statement. It gives information about a person, a place, a thing, or an idea. A declarative sentence ends with a period.

Examples: Triangles have three sides.

My mom makes breakfast for me.

Josh is writing about his home and family. Circle the sentences that are declarative.

1. I live with my mom, dad, and little brother.
2. Leave my stuff alone!
3. My room is at the top of the stairs.
4. Should we build another room?
5. My little brother snores sometimes.
6. My toys are all in the basement.
7. We love to grill in our backyard.
8. What color do you think my house is?
9. My family always eats dinner together.
10. Our house will be painted this summer.

