

Daily Skill-Builders

Grammar & Usage

Grades 5-6

Writer

Sarah Guare

Editorial Director

Susan A. Blair

Project Manager

Erica L. Varney

Cover Designer

Roman Laszok

Interior Designer

Mark Sayer

Production Editor

Maggie Jones


J. WESTON

WALCH

PUBLISHER

Portland, Maine


Table of Contents



<i>To the Teacher</i>	v
PARTS OF SPEECH	1-84
Nouns	1
Common	1
Proper	3
Concrete and Abstract	6
Collective	7
Singular and Plural	10
Possessives	16
Noun Abbreviations	19
Verbs	22
Action	22
Linking	25
Helping	27
Tenses	30
Direct and Indirect Objects	33
Irregular	38
Singular and Plural	40
Transitive and Intransitive	43
Adjectives	48
Articles	52
Adverbs	54
Pronouns	58
Subject	58
Object	60
Possessive and Reflexive	62
Antecedents	66
Indefinite	69
Relative	70
Conjunctions	71
Interjections	74
Prepositions	76
Parts of Speech Review	78
CAPITALIZATION	85-92
First Word, Days, Months, Holidays	85
Proper Nouns	87
Relatives	91
Capitalization Review	92

PUNCTUATION 93–127

End Marks 93
 Period 93
 Question Mark 94
 Exclamation Point 96
Commas 99
Apostrophes 108
Quotation Marks 112
Parentheses 114
Colons and Semicolons 115
Hyphens, Dashes, and Brackets 119
Punctuation Review 125



SUBJECTS AND PREDICATES 128–143

Simple Subjects and Predicates 128
Natural and Inverted Subjects 136
Agreement 139
Subject and Predicate Review 142

**SENTENCES, CLAUSES, PHRASES,
AND PARAGRAPHS 144–180**

Types of Sentences 144
Simple, Compound, and
 Compound-Complex Sentences 150
Independent and Dependent Clauses 159
Prepositional Phrases 165
Fragments and Run-ons 170
Writing Paragraphs 175
Sentence Review 177

ANSWER KEY 181–195

To the Teacher

Introduction to *Daily Skill-Builders*

The *Daily Skill-Builders* series began as an expansion of our popular *Daily Warm-Ups* series for grades 5–adult. Word spread, and eventually elementary teachers were asking for something similar. Just as *Daily Warm-Ups* do, *Daily Skill-Builders* turn extra classroom minutes into valuable learning time. Not only do these activities reinforce necessary skills for elementary students, they also make skill-drilling an engaging and informative process. Each book in this series contains 180 reproducible activities—one for each day of the school year!

How to Use *Daily Skill-Builders*

Daily Skill-Builders are easy to use—simply photocopy the day’s activity and distribute it. Each page is designed to take approximately ten to fifteen minutes. Many teachers choose to use them in the morning when students are arriving at school or in the afternoon before students leave for the day. They are also a great way to switch gears from one subject to another. No matter how you choose to use them, extra classroom minutes will never go unused again.

Building Skills for All Students

The *Daily Skill-Builders* activities give you great flexibility. The activities can be used effectively in a variety of ways to help all your students develop important skills, regardless of their level.

Depending on the needs of your students and your curriculum goals, you may want the entire class to do the same skill-builder, or you may select specific activities for different students. There are several activities for each



topic covered in *Daily Skill-Builders*, so you can decide which and how many activities to use to help students to master a particular skill.

If a student does not complete an activity in the allotted time, he or she may complete it as homework, or you may allow more time the next day to finish. If a student completes a skill-builder early, you may want to assign another. *Daily Skill-Builders* give you options that work for you.

Students in one grade level vary in their abilities, so each *Daily Skill-Builders* covers two grades. In a fourth-grade class, for example, some students may need the books for grades 3–4. Other students may need the greater challenge presented in the 4–5 books. Since all the books look virtually the same and many of the activities are similar, the students need not know that they are working at different levels.

No matter how you choose to use them, *Daily Skill-Builders* will enhance your teaching. They are easy for you to use, and your students will approach them positively as they practice needed skills.


Places to Go, People to See!

A **common noun** names a nonspecific person, place, thing, or idea. It is not capitalized.

Examples: dentist (**person**), school (**place**), crayon (**thing**), emotion (**idea**)

Write common nouns on the lines below to complete the sentences. The first one has been done for you.

1. Our car (thing) is very fast on the highway.
2. We got lost going to the _____ (place), so we decided not to go.
3. The _____ (person) gave a wonderful concert.
4. My _____ (idea) are easily hurt when my friends are mean to me.
5. My _____ (person) taught me how to fish and ride a bike.
6. The _____ (thing) wasn't large enough to cover my head.
7. We should put the papers inside the _____ (thing).
8. We saw a giraffe at the _____ (place).
9. The _____ (person) graded my homework.
10. Everyone wants the _____ (idea) to do what they want.



Point Out the Irregulars

Regular verbs are made past tense by adding an **ed**. The form of **irregular verbs** must change.

Write *regular* (**R**) or *irregular* (**I**) next to each verb below. Then write the past tense of the verb on the line.

- | | | | |
|-------------|-------|------------|-------|
| 1. see | _____ | 2. eat | _____ |
| 3. climb | _____ | 4. fight | _____ |
| 5. dive | _____ | 6. compete | _____ |
| 7. swing | _____ | 8. wake | _____ |
| 9. blow | _____ | 10. reveal | _____ |
| 11. scream | _____ | 12. insist | _____ |
| 13. whisper | _____ | 14. begin | _____ |
| 15. steal | _____ | 16. shine | _____ |
| 17. suggest | _____ | 18. shake | _____ |
| 19. defeat | _____ | 20. avoid | _____ |

Catch a Breath!

Commas can be used to tell the reader where to pause. In the sentences below, tell the reader where to pause by filling in the missing commas.

1. I had bacon tomatoes turkey onions and cucumbers in my salad.
2. If you go to the mall would you buy me a CD?
3. We could buy Mom a gift or we could make her one.
4. Keisha would you please come over here?
5. Yes I should have thought of that before.
6. My grandfather who was a captain on a fishing boat loves the ocean.
7. I like your bright shiny bracelet.
8. The frog jumped onto the lily pad and it caught a fly.
9. Jerry toss the ball to Patrick next time.
10. My favorite book the one that you lent to me is lost.
11. We packed lunches put the boat on the car and drove to the lake.
12. I don't like that slimy sticky thing on my plate.
13. Well maybe I should bring the clothes inside.
14. Mr. Kim may we please go outside for recess?
15. Until we know that it is safe we shouldn't travel there.

Pop Quiz!

In the sentences below, write an **S** over the subjects. Write a **P** over the predicates.

1. The seal dove into the water in front of us.
2. The coins sink to the bottom of the well.
3. The acorns fell into our yard.
4. Maybe we saw a bald eagle.
5. Cynthia likes the sound of crickets at night.

Write **N** next to the sentences with natural subjects. Write **I** next to the sentences with inverted subjects. Cross out any verbs that don't agree, and write the correct form above the sentence.

- ___ 6. The horse trembles in the cold morning air.
- ___ 7. Even more important is the paper due next month.
- ___ 8. Have you seen this morning's paper?
- ___ 9. We welcomes all of the new neighbors.
- ___ 10. Here sit the great conductor, Mr. Schavone.
- ___ 11. I often refers to the dictionary for help with spelling.
- ___ 12. "You shouldn't neglect your responsibilities," says my father.
- ___ 13. I heartily accept the challenge.
- ___ 14. Into the dark of night flies the brave pilot.
- ___ 15. Seldom do the mother hen leave her nest.