

Daily Skill-Builders

Reading

Grades 4–5

Writer

Margaret Gilsenberg

Editorial Director

Susan A. Blair

Project Manager

Erica L. Varney

Cover Designer

Roman Laszok

Interior Designer

Mark Sayer

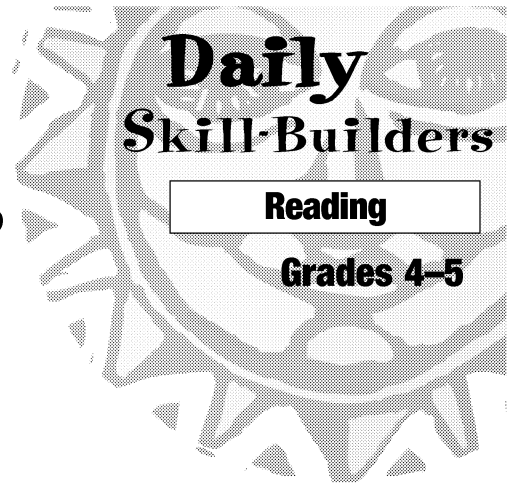
Production Editor

Maggie Jones

WALCH  **PUBLISHING**

Table of Contents

To the Teacherv



READING COMPREHENSION 1-120

Following Directions	1
Sequencing	11
Main Ideas	21
Details	31
Making Inferences/Drawing Conclusions ..	41
Predicting Outcomes	51
Cause and Effect	61
Fact and Opinion	71
Summarizing	81
Classifying/Categorizing	91
Comparing and Contrasting	101
Reading Maps, Charts, Graphs, Tables, and Diagrams	111

LITERARY ELEMENTS121-157

Characters	121
Setting	125
Plot	129
Point of View	133
Theme	137
Tone	141
Genre/Purpose for Reading	145
Word Choice	149
Figurative Language	153

RESEARCH SKILLS158-180

Alphabetizing	158
Using Dictionaries	162
Using Tables of Contents	166
Using Indexes	170
Using Encyclopedias	172
Using Almanacs	176
Using Reference Books	178

ANSWER KEY181

To the Teacher

Introduction to *Daily Skill-Builders*

The *Daily Skill-Builders* series began as an expansion of our popular *Daily Warm-Ups* series for grades 5–adult. Word spread, and eventually elementary teachers were asking for something similar. Just as *Daily Warm-Ups* do, *Daily Skill-Builders* turn extra classroom minutes into valuable learning time. Not only do these activities reinforce necessary skills for elementary students, they also make skill-drilling an engaging and informative process. Each book in this series contains 180 reproducible activities—one for each day of the school year!


How to Use *Daily Skill-Builders*

Daily Skill-Builders are easy to use—simply photocopy the day’s activity and distribute it. Each page is designed to take approximately ten to fifteen minutes. Many teachers choose to use them in the morning when students are arriving at school or in the afternoon before students leave for the day. They are also a great way to switch gears from one subject to another. No matter how you choose to use *Daily Skill-Builders*, extra classroom minutes will never go unused again.

Building Skills for All Students

The *Daily Skill-Builders* activities give you great flexibility. The activities can be used effectively in a variety of ways to help all your students develop important skills, regardless of their level.

Depending on the needs of your students and your curriculum goals, you may want the entire class to do the same skill-builder, or you may select specific activities for different students. There are several activities for each topic covered in *Daily Skill-Builders*, so you



can decide which and how many activities to use to help students master a particular skill.


If a student does not complete an activity in the allotted time, he or she may complete it as homework, or you may allow more time the next day to finish. If a student completes a skill-builder early, you may want to assign another. *Daily Skill-Builders* give you options that work for you.

Students in one grade level vary in their abilities, so each *Daily Skill-Builders* book covers two grades. In a fourth-grade class, for example, some students may need the books for grades 3–4. Other students may need the greater challenge presented in the 4–5 books. Since all the books look virtually the same and many of the activities are similar, the students need not know that they are working at different levels.

No matter how you choose to use them, *Daily Skill-Builders* will enhance your teaching. They are easy for you to use, and your students will approach them positively as they practice needed skills.

Guessing Game

I am thinking of an animal that is small and furry. It lives in my house, is chased by the neighbor's dog, and loves tuna fish. Can you guess the animal?




Now, on the lines below, write a description of an animal of your choice. It can be one that lives with you or a favorite zoo animal. **Follow these directions.** Include the following: size and shape; color or description, such as hairy, furry, slimy; habitat (where it lives); what it likes to eat. See if your teacher can guess what animal you chose when he or she corrects your paper.




Picture Perfect

A **conclusion** is a reasoned judgment. When you look at a picture, you draw conclusions based on what you see happening in the picture. Write a sentence below each picture, telling what is happening. Give evidence from the picture to support the conclusion you have drawn.













Stamps of Approval

Read the following paragraphs, and determine the **opinions**. Then answer the questions below.

Everybody should have a hobby! Stamp collecting is a hobby that many people all over the world enjoy. Stamps are used to send mail to other towns, states, and even countries. Stamps are easy to buy and inexpensive, so anyone can get involved in this fun pastime. New stamps are issued all the time, some with colorful pictures commemorating famous people or events. In the past, the United States post office has issued stamps to remember famous civil rights leader Dr. Martin Luther King, Jr., as well as sports figures, such as baseball heroes Jackie Robinson and Babe Ruth. Poets, writers, and presidents have also been featured on postage stamps.

To get started in stamp collecting, you can buy a kit at the post office. A person who collects stamps is called a *philatelist*; stamp collecting is called *philately*. Some beginners wonder whether to collect used (called *canceled*) or unused (called *mint*) stamps. Canceled stamps are less expensive, and the cancellation marks add to the stamp's beauty. But mint stamps are a better investment.

1. There is one opinion in the first paragraph. Underline that sentence.
2. In the second paragraph, underline the two opinions that are given about which type of stamp to collect—mint or canceled.



Why Do We Read?

People read for many reasons: to learn more about a subject, to find out how to do something, to learn about a famous person's life, and for the pure enjoyment of it. People read many different **genres**, or types of writing. Written works are classified into **fiction**, writing that is made-up or imaginary, and **nonfiction**, writing that is true or based on fact. But there are sub-genres of these two categories, too.

Look at the following sub-genres, and then write **F** for Fiction or **NF** for Nonfiction next to each one. Answer **Y** for yes if you have read this type before and **N** for no if you have not. Then write why you think someone might read a book in that genre.

Genre	Fiction or Nonfiction	Read (Y/N)	Why read this genre?
1. Poetry			
2. Biography			
3. Historical Fiction			
4. Dictionary			
5. Mystery			
6. Myth or Legend			
7. Science Fiction			
8. Horror			
9. Encyclopedia			
10. Fairy Tale			
11. Cookbook			
12. Fantasy			
13. Newspaper Article			