

Daily Warm-Ups

**FIGURATIVE
LANGUAGE**

Level II





<i>Introduction</i>	<i>v</i>
Figurative Language	1
Alliteration	4
Allusion	13
Antithesis	19
Apostrophe	27
Assonance	33
Consonance	40
Euphemism	46
Hyperbole	53
Imagery	60
Irony	71
Litotes	79
Metaphor	87
Metonymy	95
Onomatopoeia	101



Table of Contents, continued

Oxymoron	108
Paradox	116
Personification	123
Pun	130
Simile	137
Symbol	144
Synecdoche	150
Identifying Figurative Language	155
Rewriting Figurative Language	167
<i>Answer Key</i>	181



The *Daily Warm-Ups series* is a wonderful way to turn extra classroom minutes into valuable learning time. The 180 quick activities—one for each day of the school year—help students practice writing and language skills. They may be used at the beginning of class to get students into thinking mode, near the end of class to make good use of transitional time, in the middle of class to help students shift gears between lessons—or whenever you have minutes that now go unused. In addition to helping students warm up and focus, they are a natural lead-in to other classroom activities involving writing.

Daily Warm-Ups are easy to use. Simply photocopy the day's activity and distribute it. Or make a transparency of the activity and project it on the board. You may want to use the activities for extra credit points or as a check on your students' skills as they are acquired and built over time.

However you choose to use them, *Daily Warm-Ups* are a convenient and useful supplement to your regular class lessons. Make every minute of your class time count!


Figurative Language

There are so many reasons why we use figurative language: to add color, drama, persuasiveness, ornament, clarity, and wit. We also use it for concealment when we want to cover up our real feelings. To speak literally all the time would make language dull and limit our abilities to express our emotions.

The exercises that follow will invite you to think about figurative language and use it more imaginatively.

To begin with, haul out a comprehensive dictionary and look up the word *figurative*. Write the definition.

Did you notice the use of the word *haul* in the directions above? That is figurative language. If your dictionary is easy to handle, you can see that this is playing with language a bit to give the sentence a little color and drama.



Daily Warm-Ups: Figurative Language



Figurative Language

In your dictionary, look up *figure of speech*, *imagery*, and *trope*, and write the definitions below. Including *figurative language*, what do all four terms have in common? Write your answer below.





© 2005 Walch Publishing



Figurative Language

In your dictionary, look up the words *literal* and *denotative*, and write their definitions. Then look up the words *figurative* and *connotative*, and write their definitions. What is the difference between a literal, denotative use of language and a figurative, connotative use of language?



Alliteration

Alliteration is the repeating of beginning consonant sounds. Even very young children love tongue twisters that use alliteration. Here is an example:

Sue sells seashells by the seashore.

Alliteration can be a great help to memory. It is alliteration that helps us remember certain phrases. For example, “live and learn,” “sink or swim,” “the more the merrier,” and “green as grass” all use alliteration.

List five examples of alliteration below.





Alliteration

Underline the alliteration in these sentences.

1. The fragrance of flowers floated through the air.
2. Pretty Patty picked peas for Papa.
3. Handy Harry hired hundreds of helpers to harvest.

Use alliteration to complete the following sentences.

4. Crunchy crackers _____
_____.
5. Pushy people _____
_____.
6. Slippery slopes _____
_____.



Alliteration

The effect of alliteration can vary, depending on the letter or sound used.

Think of at least four words that start with each letter below. Write the words on the lines beside each letter.

S _____

P _____

R _____


D _____

T _____

Now, say each group of words aloud. Is the effect of each group similar to or different from the effects of the other groups? _____

Which effect do you like best? _____





Daily Warm-Ups: Figurative Language


Alliteration

If you look for it, alliteration is everywhere. You will often hear alliteration in advertising slogans, such as “You’ll find the best buys at Bob’s Bargain Basement!”

Write two advertising slogans you have heard that use alliteration.

Why do you think advertisers use alliteration?

Now write two slogans of your own using alliteration. You may make up new slogans for real products or write slogans for products you’ve invented.



Alliteration

Alliteration is often used in newspaper headlines. Imagine that you are a reporter for your school newspaper. In the space below, write at least ten headlines about your school using alliteration.



Alliteration

Create an alliterative paragraph by filling in the lines below with appropriate words. Use the part of speech shown below each line.

Without a sound, the _____ lynx dropped down from the
[adj]

_____ tree upon the unsuspecting _____. The
[adj] [noun]

_____ uttered a stifled cry, and _____ for the
[noun] [adv] [verb]

knife he had just dropped on the forest floor.

Daily Warm-Ups: Figurative Language

