

 **POWER BASICS**®

Biology

Robert Taggart

Table of Contents

<i>To the Student</i>	v
Unit 1: Building Blocks of Living Things	
Lesson 1: Characteristics of Living Things	3
Lesson 2: Cells	13
Lesson 3: Nucleotides and Protein Synthesis	26
Lesson 4: The Cell Cycle	36
Lesson 5: Genetics and Heredity	54
Lesson 6: Evolution	70
Lesson 7: Organizing Life	82
Unit 2: Simple Organisms	
Lesson 8: Archaeobacteria and Eubacteria	95
Lesson 9: Protists	102
Lesson 10: Fungi	109
Unit 3: The Plant Kingdom	
Lesson 11: Plant Biology	121
Lesson 12: Plant Diversity	136
Unit 4: The Animal Kingdom	
Lesson 13: Invertebrates	155
Lesson 14: Vertebrates	174
Unit 5: The Human Body	
Lesson 15: Digestion and Excretion	195
Lesson 16: Respiration and Circulation	212
Lesson 17: Fighting Invaders	228
Lesson 18: The Skin	241
Lesson 19: Bones	245
Lesson 20: Muscles	252
Lesson 21: Nervous and Endocrine Systems	258
Lesson 22: Reproductive System	279
Unit 6: Ecology	
Lesson 23: Ecosystems	301
Lesson 24: Interactions	317
Lesson 25: Biomes	330

Table of Contents, *continued*

Appendixes

A. <i>Biology Words</i>	347
B. <i>The Parts of a Cell</i>	350
C. <i>Classifying Living Things</i>	351
D. <i>The Parts of a Flowering Plant</i>	352
E. <i>The Human Body</i>	353
F. <i>Nutrition</i>	360
G. <i>The Six Major Biomes</i>	361
<i>Glossary</i>	368
<i>Index</i>	429

UNIT 2

Simple Organisms



LESSON 8: Archaeobacteria and Eubacteria

GOAL: To learn about archaeobacteria and eubacteria

WORDS TO KNOW

anaerobic	flagella
antibiotics	gram-negative
archaeobacteria	gram-positive
bacilli (singular <i>bacillus</i>)	microscopic
bacteria (singular <i>bacterium</i>)	nucleoid
binary fission	prokaryote
cocci (singular <i>coccus</i>)	spirilla (singular <i>spirillum</i>)
eubacteria	viruses

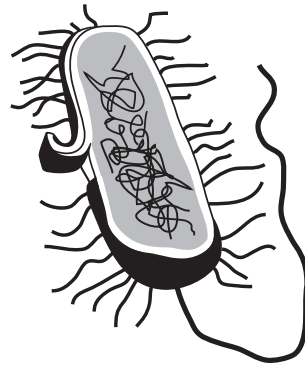
The Oldest Life-Forms

Bacteria were probably the first life-forms on Earth. They are living things, but they are neither plants nor animals. These single-celled organisms lack most of the structures present in plant and animal cells. Yet they are still the most numerous and successful organisms on Earth. They can survive in any environment. They are found on the tops of the highest mountains and at the bottom of the deepest oceans. Some live in extremely salty water. Some live in rocks and ice. Some live in the roots of plants, or in the intestines of animals. There are more of them in your mouth right now than there are people in the world! But you have probably never seen one. This is because bacteria are **microscopic**. They are so small they can only be seen when magnified by a microscope.

These organisms have a cell wall, but do not have a true nucleus. The name for this kind of cell is **prokaryote**, which means “before nucleus.” Instead of a nucleus, these cells have a **nucleoid**. This is a region of cytoplasm where the cell’s DNA is found. DNA is usually in one long

strand. Some have **flagella**, or hairlike strands of protein that are used for movement. Some prokaryotes also have an extra capsule on the outside. This capsule helps protect the cell.

Scientists use the cell wall to identify different types of bacteria. They apply a special dye to the cell wall. If the cell wall reacts to the dye and turns purple, the cell is **gram-positive**. If it does not react, it is **gram-negative**.



Prokaryotic Cell

TIP



The terms *gram-positive* and *gram-negative* come from the name of Christian Gram, the scientist who first developed this way of identifying bacteria.

Bacteria are grouped into two kingdoms, the archaeobacteria (or “old bacteria”) and the eubacteria (or “true bacteria”).

Archaeobacteria

The **archaeobacteria** are the oldest living things. They first developed about 3.8 billion years ago. At that time, Earth’s atmosphere did not contain oxygen. Archaeobacteria gave off oxygen as a product of photosynthesis. Eventually, there was enough oxygen in the atmosphere for other life-forms to develop.

Archaeobacteria may produce oxygen, but many of them are **anaerobic**—that is, they cannot survive when oxygen is present. However, they can survive in conditions that would kill other organisms. Unlike eubacteria, archaeobacteria are not harmed by **antibiotics**, medicines that kill disease-causing bacteria.

One type of archaeobacteria lives in extremely hot, acidic water. These organisms die of cold when the temperature drops to 55°C (131° F).

Another type of archaeobacteria dies in the presence of oxygen. These organisms produce energy by converting carbon dioxide into methane gas. They live in areas where they are protected from oxygen, such as the mud at the bottom of swamps, or in the intestines of animals.

A third type of archaeobacteria lives in extremely salty conditions. These organisms are found in places like the Dead Sea, where no plants or animals can survive—not even seaweed grows there! The pinkish color sometimes seen near the shore of very salty lakes is caused by large concentrations of these archaeobacteria.

■ PRACTICE 21: The Oldest Life-Forms

Look at the list of terms below. Fill in each line with the letter of the term that correctly completes each of the following statements.

- a. anaerobic c. gram-positive e. nucleoid
b. flagella d. gram-negative

1. Scientists stain cell walls to see if the cell is ____ or ____.
2. Instead of a nucleus, prokaryotes have a(n) ____.
3. Some prokaryotes use hairlike structures called ____ to move.
4. Prokaryotes that cannot survive in oxygen are called ____.

Eubacteria

The other kingdom of bacteria is the **eubacteria**, which means “true bacteria.” These are the organisms most people mean when they talk about bacteria. They are much more common than archaeobacteria.

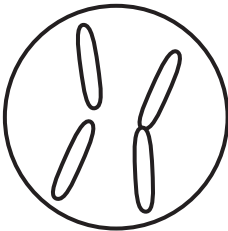
You may be most familiar with bacteria that cause diseases. Bacteria cause strep throat, tetanus, pneumonia, tuberculosis, and some sexually transmitted diseases. Most bacteria, however, are harmless. Many have positive uses and are even essential to life.



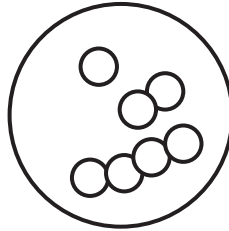
Bacteria are everywhere around you. To reduce the risk of bacterial infections, wash your hands well with soap and water or use an antibacterial hand sanitizer before you eat.

Eubacteria come in many shapes and forms. However, three shapes are most common: rod-shaped, round, and spiral.

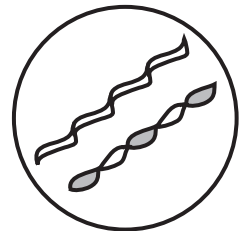
- Rod-shaped cells are called **bacilli**. (The singular is *bacillus*.)
- Round or oval cells are called **cocci**. (The singular is *coccus*.)
- Spiral cells are called **spirilla**. (The singular is *spirillum*.)



Bacilli



Cocci



Spirilla

Most bacteria are able to move themselves from one place to another. Different bacteria have different ways of moving. Most move by spinning their flagella. Some produce a slimy substance that they can glide along. Some bacteria do not move at all.

Like other living things, bacteria also reproduce. Most bacteria reproduce by **binary fission**. The cell makes a copy of its own DNA. Then the cell divides, and a new bacterial cell wall forms. Binary fission results in two identical daughter cells. Bacteria can reproduce very quickly. When conditions are right, they can divide once every 20 minutes.

Harmful Bacteria

Some bacteria cause diseases in humans, such as cholera and pneumonia. Some cause food poisoning, while other bacteria cause acne. They can

cause diseases in plants, such as blight or cankers. Because bacteria can reproduce so quickly, just one or two bacteria can quickly become thousands of bacteria.

However, most bacteria that cause food poisoning are destroyed by heat. Cooking food properly kills these bacteria. Most disease-causing bacteria can be destroyed by antibiotics. Unfortunately, many bacteria are changing to become resistant to antibiotics. Scientists must find new ways to combat these resistant bacteria.

■ IN REAL LIFE



Marcia had a sore throat. She made a doctor's appointment to see if she had a bacterial infection. A friend offered her some antibiotics. Marcia knew that some bacteria have become resistant to antibiotics. The main reason is because people take antibiotics when they do not need them. She refused her friend's offer and waited until she saw the doctor.

Helpful Bacteria

Some bacteria can cause diseases. But most bacteria are not harmful. In fact, they have many important uses.

- Bacteria take nitrogen from the atmosphere and change it to a form that plants can use.
- Bacteria break down dead organisms, returning their nutrients to the soil.
- Bacteria in your stomach crowd out harmful bacteria and help you digest your food.
- Bacteria in water treatment plants help break down sewage.
- Bacteria take carbon dioxide from the air and replace it with oxygen.

- Bacteria are essential for making cheese and yogurt.
- Bacteria are used in oil spills to break oil molecules into less dangerous forms.
- Scientists use bacteria to produce medicines and for genetic engineering.

■ PRACTICE 22: Eubacteria

Circle the letter of the answer that correctly completes each of the following statements.

1. Eubacteria that are shaped like rods are called _____.
 - a. bacilli
 - b. cocci
 - c. spirilla
2. Bacteria that cause food poisoning can be killed by _____ the food.
 - a. eating
 - b. freezing
 - c. cooking
3. Bacteria take _____ from the atmosphere and change it so that plants can use it.
 - a. methane
 - b. oxygen
 - c. nitrogen
4. Some bacteria are becoming _____ to antibiotics.
 - a. resistant
 - b. identical
 - c. harmful

Viruses

Bacteria cause some diseases. But other diseases are caused by **viruses**. These are tiny particles, even smaller than bacteria. Scientists are