

 **POWER BASICS**®

Earth and Space Science

Robert Taggart

Table of Contents

<i>To the Student</i>	v
Unit 1: The Universe Around Us	
Lesson 1: The Cosmos	3
Lesson 2: The Solar System	17
Lesson 3: Earth’s Moon	30
Lesson 4: Observations from Spaceship Earth	39
Unit 2: The Atmosphere Around Us	
Lesson 5: The Atmosphere: Our Life Support System	55
Lesson 6: Weather in the Atmosphere	65
Lesson 7: Winds in the Atmosphere	77
Lesson 8: The Changing Weather	85
Unit 3: The Ground Beneath Us	
Lesson 9: What Is Planet Earth?	107
Lesson 10: Within the Crust	119
Lesson 11: Beneath the Crust	133
Lesson 12: Earth’s History	147
Unit 4: Earth’s Water Systems	
Lesson 13: The Role of Water	161
Lesson 14: Ocean Water	171
Lesson 15: Surface Water	184
Lesson 16: Groundwater and Water Protection	197
<i>Appendixes</i>	
A. <i>Terrestrial Planets Chart</i>	213
B. <i>Jovian Planets Chart</i>	214
C. <i>Geologic Timetable</i>	215
<i>Glossary</i>	216
<i>Index</i>	252

UNIT 2

The Atmosphere Around Us



LESSON 5: The Atmosphere: Our Life Support System

GOAL: To understand how Earth's atmosphere protects and supports life on Earth

WORDS TO KNOW

altitude	mesopause	stratosphere
contract	mesosphere	thermosphere
energy budget	ozone layer	tropopause
expands	scattered	troposphere
gas	sea level	uniform gases
greenhouse effect	solar energy	vacuum
ionosphere	solid	variable gases
liquid	stratopause	volcanic outgassing

The Origins of the Atmosphere

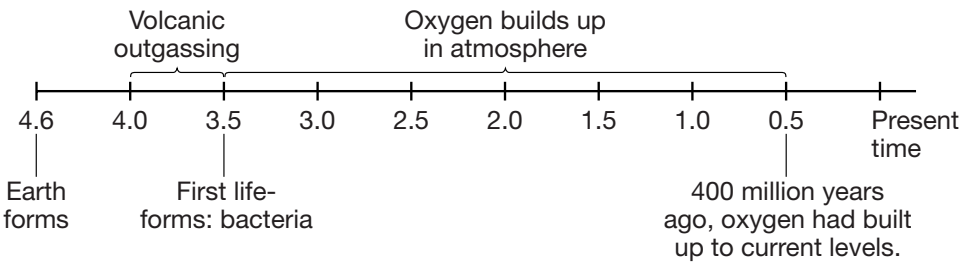
You live on the only planet in the solar system known to support life. Earth is like an oasis in the lifeless solar system. What makes Earth so different? Mainly, it is Earth's protective and supportive atmosphere. Earth's atmosphere is a thin layer of gas about 500 kilometers thick that surrounds the planet. Even though the atmosphere extends for miles above your head, it really is only a thin shell compared to the rest of Earth. This thin shell is the life support system aboard spaceship Earth.

The atmosphere gives Earth the oxygen you need to breathe. It filters out harmful radiation, traps heat, and cycles freshwater in the form of rain. Winds in the atmosphere circulate warmth and moisture around the entire planet.

When Earth formed 4.6 billion years ago, the thin gases that surrounded the planet soon escaped. For millions of years, there was no

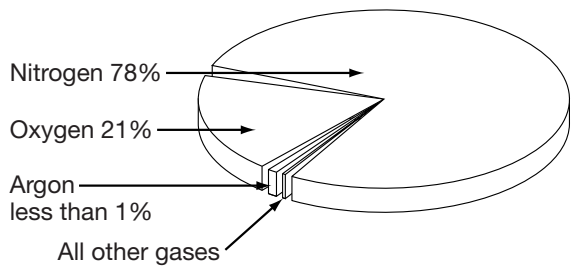
atmosphere on Earth. Between 3.5 and 4 billion years ago, gases trapped inside Earth were released during volcanic eruptions. This process is called **volcanic outgassing**. Volcanic outgassing produced a mixture of carbon dioxide, nitrogen, hydrogen, and water vapor.

In the early stages, Earth's atmosphere had no oxygen. Oxygen did not become part of the atmosphere until the first forms of life appeared about 3.5 billion years ago. These early life-forms were a type of bacteria that produced oxygen as a waste product. Over the next few billion years, oxygen gas built up in the atmosphere. Other life-forms evolved, and the amount of oxygen eventually leveled off about 400 million years ago.



**Time Line of Earth's Atmosphere
(in billions of years)**

Today's atmosphere is made up of air (a mixture of invisible gases). Air is made up of 78% nitrogen, 21% oxygen, less than 1% argon, and trace (very small) amounts of neon, helium, methane, krypton, and hydrogen. These gases appear in the same percentages throughout most of the atmosphere. That is why they are called **uniform gases**.



Composition of Air

Air also contains several variable gases. **Variable gases** are gases whose levels change depending on the location and weather at the time. Variable gases, such as ozone, water vapor, and carbon dioxide, make up a tiny percentage of the atmosphere. Yet, as you will see, they are critical to weather, climate, and life on Earth.

■ PRACTICE 17: The Origins of the Atmosphere

Circle the answer that correctly completes each of the following statements.

1. The atmosphere on Earth formed _____.
 - a. when Earth formed
 - b. through volcanic outgassing
 - c. when the first forms of life appeared
2. Oxygen became part of the atmosphere about _____.
 - a. 3.5 billion years ago
 - b. 400 million years ago
 - c. 4.6 billion years ago
3. The largest part of the atmosphere is _____.
 - a. water vapor
 - b. oxygen
 - c. nitrogen
4. Gases whose levels change in the atmosphere are called _____.
 - a. uniform gases
 - b. variable gases
 - c. volcanic gases

A Protective Atmosphere

The atmosphere contains four thin shells, or layers. The names given to the layers, from the inside out, are the troposphere, the stratosphere, the mesosphere, and the thermosphere. The height, or **altitude**, of each layer is measured from sea level. **Sea level** is the lowest part of the atmosphere. Sea level is the point midway between the highest seas and the lowest seas. The layers of the atmosphere are separated based on how temperature changes with altitude within each layer.

■ THINK ABOUT IT



All of the following words end with the suffix *-sphere*: *Atmosphere*, *troposphere*, *stratosphere*, *mesosphere*, *thermosphere*. Can you explain why? Write your answer on a separate sheet of paper.

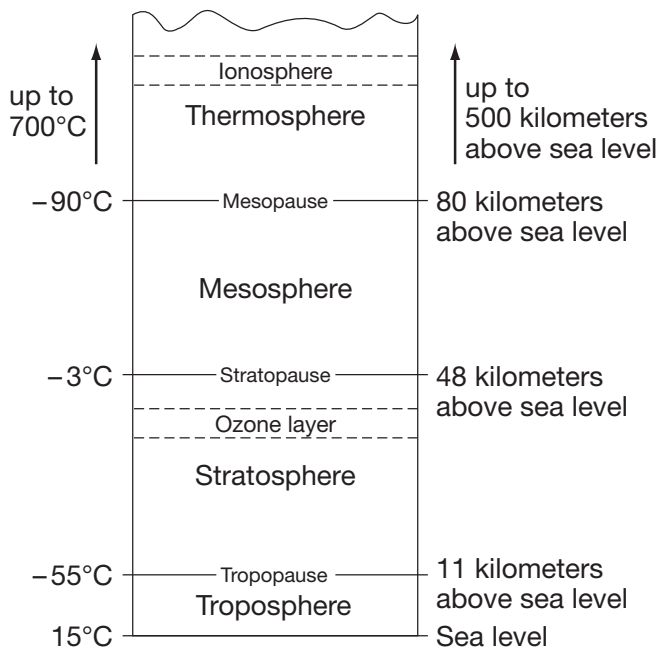
The tops of each of the lower three layers are called the **tropopause**, **stratopause**, and **mesopause**. These locations are the boundaries between each layer. At these boundaries, temperatures begin reversing direction. Temperatures *pause*, or stop increasing (or decreasing), with altitude and begin decreasing (or increasing) with altitude.

The Troposphere

You live in the troposphere. The **troposphere** is the bottom layer of the atmosphere. Temperatures in the troposphere decrease with altitude. Temperatures vary from 15°C at Earth's surface (sea level) to -55°C at the tropopause. On average, the troposphere extends to about 11 kilometers above sea level. It extends higher over the warm equator and lower over the poles. Only in the troposphere is the air "thick" enough to sustain most animal life. Also, most water vapor stays in the troposphere, along with all of Earth's weather systems.

The Stratosphere

The **stratosphere** lies above the troposphere and extends to an altitude of about 48 kilometers above sea level. Strong, steady winds blow through the stratosphere. In the stratosphere, air temperatures increase with altitude. The temperatures vary between -55°C at the beginning of the stratosphere to -3°C at the stratopause.



Layers of the Atmosphere

This increase in temperature occurs partly because of the energy absorbed by the ozone layer. The **ozone layer** is a protective layer of the variable gas called ozone. You and many other forms of life could not survive the intensity of the Sun's energy without the ozone layer. Ozone absorbs the Sun's harmful ultraviolet waves that can cause sunburn, skin cancer, and damage to crops.

Scientists are concerned about a thinning of the ozone layer in locations over Antarctica and the Arctic. This thinning, also called the ozone hole, constantly changes. Measurements have shown that each year the hole gets a little larger. The ozone hole is caused by pollutants called chlorofluorocarbons, or CFCs, which are widely used as coolants in refrigerators and air conditioners. Life on Earth depends on the protection offered by the ozone layer. Countries all over the world have agreed to reduce the use of CFCs.

The Mesosphere

The **mesosphere** lies between 48 and 80 kilometers above sea level. In the mesosphere, temperatures decrease with altitude. At the mesopause, air temperatures drop to -90°C , which is the lowest temperature in the entire atmosphere.

The Thermosphere

The **thermosphere** begins at an altitude of 80 kilometers and extends to about 500 kilometers above sea level. Here, the air is no longer the same mixture of uniform gases as in the lower atmosphere. Instead, the gas particles are so spread out that each gas settles into its own layer. The particles of gas within the thermosphere absorb solar energy. The result is that temperatures rise within the thermosphere to about 700°C . Most meteors burn up on their way through the thermosphere.

Within the thermosphere, there is a layer called the **ionosphere**. The atmospheric gases of the ionosphere are ionized, or electrically charged. This allows the ionosphere to reflect short-wavelength radio waves, making long distance radio communication possible.

 **POWER BASICS**[®]

Earth and Space Science

Teacher's Guide

Table of Contents

<i>To the Teacher</i>	<i>vi</i>
<i>Classroom Management</i>	<i>viii</i>
<i>Application Activity Rubric</i>	<i>ix</i>
<i>Use Chart</i>	<i>x</i>

Unit 1: The Universe Around Us

Unit Overview	1
Additional Activity Suggestions	3

Unit 2: The Atmosphere Around Us

Unit Overview	4
Additional Activity Suggestions	6

Unit 3: The Ground Beneath Us

Unit Overview	7
Additional Activity Suggestion	9

Unit 4: Earth's Water Systems

Unit Overview	10
Additional Activity Suggestion	12

<i>Answer Key</i>	13
<i>Graphic Organizers</i>	19
<i>Student Book Appendixes</i>	24
<i>Student Book Glossary</i>	26

Unit 2: The Atmosphere Around Us

In this unit, students learn about Earth’s atmosphere, weather and winds, and climate. Lesson 5 helps students understand how Earth’s atmosphere protects and supports life on Earth. In Lesson 6, students are introduced to the tools that meteorologists use to predict weather. Lesson 7 compares and contrasts the winds that flow over Earth. In Lesson 8, students explore how weather systems form and why weather changes.

Lesson 5—The Atmosphere: Our Life Support System

Goal: To understand how Earth’s atmosphere protects and supports life on Earth

WORDS TO KNOW

altitude	mesopause	stratosphere
contract	mesosphere	thermosphere
energy budget	ozone layer	tropopause
expands	scattered	troposphere
gas	sea level	uniform gases
greenhouse effect	solar energy	vacuum
ionosphere	solid	variable gases
liquid	stratopause	volcanic outgassing

Lesson 6—Weather in the Atmosphere

Goal: To understand the tools that meteorologists use to predict weather

WORDS TO KNOW

air pressure	fog	specific humidity
barometer	frost	stratus
cirrus	humidity	temperature
condensation	isobars	temperature inversion
cumulonimbus	millibars	thermometer
cumulus	nimbostratus	water cycle
dew	precipitation	weather
dew point	relative humidity	wind chill factor
evaporation	saturated	

Lesson 7—Winds in the Atmosphere

Goal: To compare and contrast the winds that flow over Earth

WORDS TO KNOW

convection cell	monsoon winds	specific heat
Coriolis effect	planetary winds	trade winds
doldrums	pressure gradient	westerlies
jet streams	prevailing winds	

Lesson 8—The Changing Weather

Goal: To understand how weather systems form and why weather changes

WORDS TO KNOW

air mass	hurricane	temperate
climate	ice age	thunder
cold front	lightning	thunderstorms
continental air mass	low-pressure areas	tornado
El Niño	maritime air mass	tropical air mass
eye	occluded front	tropical depression
front	polar air mass	tropical storm
global warming	squall line	warm front
high-pressure areas	stationary front	wind shear

Notes on Application Activities in Student Text

Activity	Skills Applied	Product(s)
Heating Earth's Surface	collecting data, taking measurements, making graphs, interpreting data from one graph	graph, chart
The Weight of Air	constructing a working instrument, collecting data, drawing conclusions	model, chart

Additional Activity Suggestions

- Have learners research the four major types of air masses that affect weather in the United States. Each type of air mass brings different weather conditions. Have learners create a map of the United States that illustrates the areas for each of these four air masses.
- Visit the On-line Meteorology Guide ([ww2010.atmos.uiuc.edu/\(Gh\)/guides/mtr/home.rxml](http://ww2010.atmos.uiuc.edu/(Gh)/guides/mtr/home.rxml)). Students can learn about clouds and precipitation, air masses and fronts, weather forecasting, severe storms, and much more. The site also includes classroom activities and student projects.

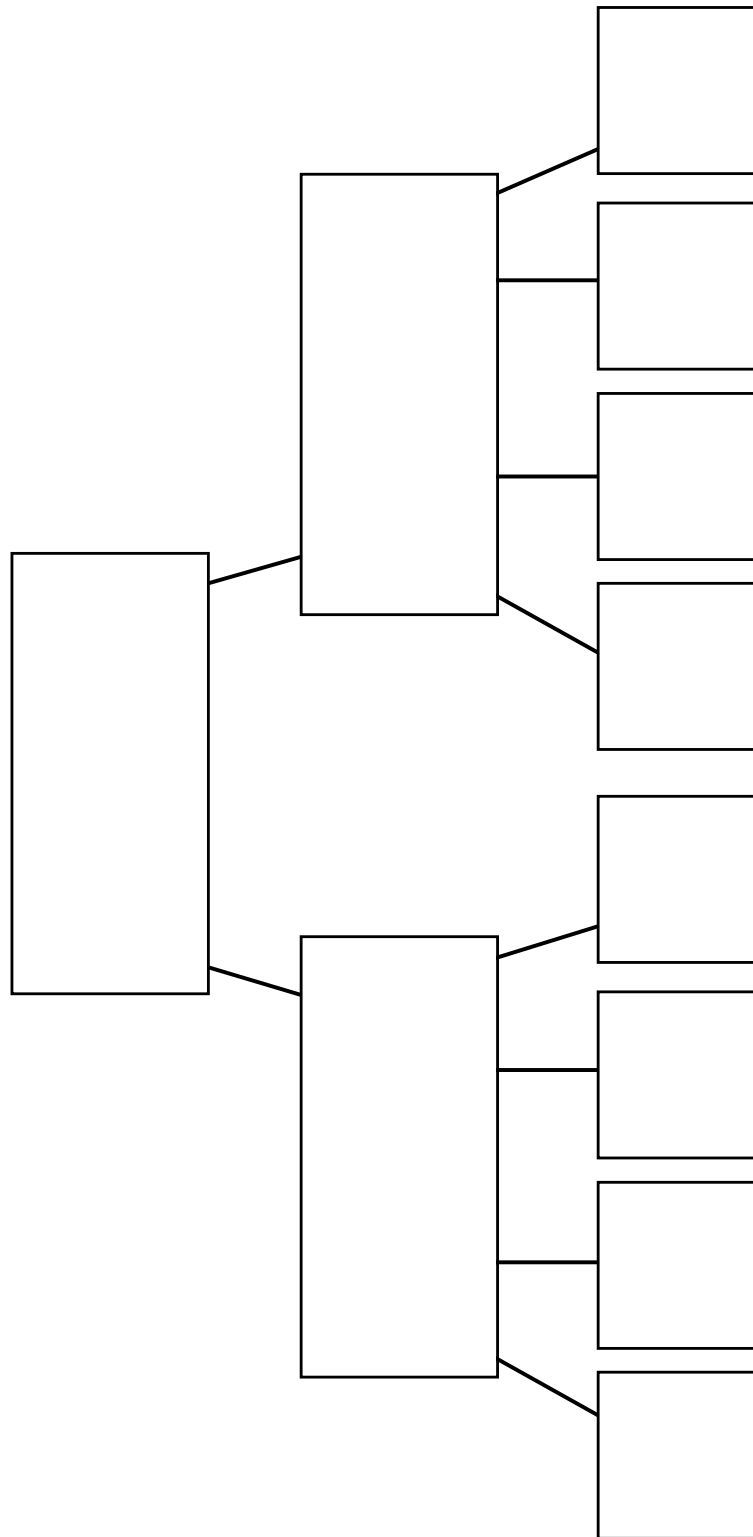


Thinking Skills

- In this unit, learners discovered that uneven heating of the atmosphere causes wind patterns. Have students apply this information to explain what causes the wind that spins the blades on wind generators (such as windmills). Have learners speculate about energy production based on blade size.

Hierarchical Diagram

Write the root of the hierarchy in the box at the top. Write the next level in the hierarchy in the boxes below the top box. Continue until you have added all the levels in the hierarchy. Add or delete lines and boxes as needed.



 **POWER BASICS**  **PLUS**

Earth and Space Science

Workbook

Table of Contents

To the Studentvii

Unit 1: The Universe Around Us

Activity 1
Hypatia, Mathematician and Astronomer 1

Activity 2
Radiation 2

Activity 3
Invention of the Telescope 3

Activity 4
Galaxies 4

Activity 5
Solar Puzzle 5

Activity 6
Northern Lights 6

Activity 7
Planetary Puzzle 7

Activity 8
Carl Sagan 8

Activity 9
Europa 9

Activity 10
Halley and the Comets 10

Activity 11
Meteorite Impact Craters 11

Activity 12
Caroline Herschel 12

Activity 13
The Moon and Time 13

Activity 14
Lunar or Solar? 14

Activity 15
Solar Eclipse 15

Activity 16
Earth's Greatest Tides 16

Activity 17
A Round Earth 17

Activity 18
Seasons 18

Activity 19
Constellation Search 19

Activity 20
Message in a Bottle 20

Unit 2: The Atmosphere Around Us

Activity 21
Atmosphere Puzzle 21

Activity 22
Ozone and Greenhouse Gases 22

Activity 23
Can We “See” Air Pressure? 23

Activity 24
Weather Word Search 24

Activity 25
Snow 25

Activity 26
Buffalo Snow 26

Activity 27
Onshore and Offshore 27

Activity 28
Planetary Winds 28

Activity 29
Today's Forecast 29

Activity 30
Tornadoes and Hurricanes 30

Activity 31
Ice Ages 31

Activity 32
The Chain Reaction of Global Warming 32

Activity 33
A Year Without a Summer 33

Activity 34
Mount Washington Observatory 34

Activity 35
No Boundaries for the Weather 35

Table of Contents, *continued*

Unit 3: The Ground Beneath Us

Activity 36	
The Work of the Geodesist	36
Activity 37	
Geothermal Energy	37
Activity 38	
The Magnet Earth	38
Activity 39	
Mercator Projection	39
Activity 40	
Minerals	40
Activity 41	
Diamonds	41
Activity 42	
Mineral Puzzler	42
Activity 43	
Mineral ID	43
Activity 44	
Minerals in Sports	44
Activity 45	
The Rock Cycle	45
Activity 46	
Where Do They Come From?	46
Activity 47	
Forming Petroleum	47
Activity 48	
Wegener's Idea	48
Activity 49	
The Drifting Continents	49
Activity 50	
Earth's Giant Conveyor Belt	50
Activity 51	
Explosive Volcanoes	51
Activity 52	
Earthquake Word Search	52
Activity 53	
The Quaking Earth	53

Activity 54	
Olduvai Gorge	54
Activity 55	
Leonardo the Geologist	55
Activity 56	
The Age of Earth	56

Unit 4: Earth's Water Systems

Activity 57	
Inland Water	57
Activity 58	
Weathering and Erosion	58
Activity 59	
The Water Cycle	59
Activity 60	
How Submarines Hide	60
Activity 61	
Life Without the Sun	61
Activity 62	
Beneath the Sea	62
Activity 63	
Deep-Sea Trenches	63
Activity 64	
Ben Franklin and the Gulf Stream	65
Activity 65	
El Niño	66
Activity 66	
<i>Kon Tiki</i>	67
Activity 67	
Whirlpools and the Old Sow	68
Activity 68	
Rogue Waves	69
Activity 69	
Power From Water	70
Activity 70	
River Puzzle	71
Activity 71	
Agriculture of the Nile	72

Table of Contents, *continued*

Activity 72		Activity 75	
Flash Flood!	73	Geysers	76
Activity 73		Activity 76	
Vatnajökull	74	Sinkholes	77
Activity 74		Activity 77	
Great Lakes	75	The Everglades Aquifer	78


NAME: _____



UNIT 2 • ACTIVITY 21

Atmosphere Puzzle

Use the clues below to complete the crossword puzzle.



Across

1. This is the boundary between the mesosphere and the thermosphere.
8. This is the boundary between the troposphere and the stratosphere.
10. This is the lowest layer of the atmosphere, where weather occurs.
11. This is the region of the atmosphere above the mesosphere and below outer space.

Down

2. The boundary between the stratosphere and the mesosphere is _____.
3. A region in the upper stratosphere and lower mesosphere where radio transmission can be affected by solar radiation is the _____.
4. This is the region of the atmosphere above the stratosphere and below the thermosphere.
5. This is the region of the atmosphere above the troposphere and below the mesosphere.
6. This is the distance from sea level of a place to the atmosphere or to a mountaintop.
7. The lowest part of the atmosphere is _____ (2 words).
9. This region in the upper troposphere and lower stratosphere is where ozone collects as a result of solar radiation. This layer scatters ultraviolet radiation and keeps Earth safe for life (2 words).



**UNIT 2 • ACTIVITY 22****Ozone and Greenhouse Gases**

Ozone is a variable gas in Earth's atmosphere. This means the amount of it can change from one location to the next. The ozone layer is the zone in the atmosphere at the top of the stratosphere in which ozone can be found. It is located 10 to 50 kilometers above Earth's surface. Ozone absorbs the harmful ultraviolet (UV) radiation from the Sun that bombards Earth each day. All life depends on the ozone's protection.

Greenhouse gases include carbon dioxide, methane, and water vapor. When these gases accumulate in the atmosphere, they trap the heat energy from the Sun that radiates back from Earth. The heat energy is unable to escape from Earth's atmosphere. The result is a hotter planet.

Modern-day pollution has been affecting the levels of greenhouse and ozone gases. The governments of many nations, including the United States, have begun to measure, monitor, and study these gases. Two agreements have been made that will affect the health of the atmosphere: the Montreal Protocol and the Kyoto Protocol. The Montreal Protocol states that chemicals that deplete the ozone layer are to be phased out by 2005. More than 100 nations participated in this agreement. The Kyoto Protocol was an agreement between more than 160 nations to reduce greenhouse gases that can affect global warming.

Answer the questions below on the lines provided.

1. Why is the ozone layer important?

2. How do greenhouse gases affect Earth?

3. Do you think the nations of the world are doing enough to control gases that pollute?

**UNIT 2 • ACTIVITY 23****Can We “See” Air Pressure?**

This experiment will help you find out how temperature changes air pressure.

Materials

- Empty plastic drink container with a screw-on cap
- Pan of very hot water
- Refrigerator or freezer

Safety Consideration

Be careful when using hot water.

Procedure

1. Take the cap off the bottle, and squeeze the sides in. Replace the cap tightly.
2. Think about what might happen if the air in the bottle heats up. Write your prediction on the line.

3. Submerge the bottle in the hot water.
4. What happened? Record what you observed. Explain why you think this happened.

5. Place the bottle in the refrigerator or freezer. Predict what you think might happen to the bottle. Write your prediction on the line.

6. After five minutes, take out the bottle and record what you observe. Explain why you think the bottle changed again.

7. Were your predictions correct? Explain what you learned from this experiment. How do you think this applies to Earth’s atmosphere?





Earth and Space Science

Test Pack

Table of Contents

To the Teacher	v
Testing Students Who Do Not Test Well	vi
Test-Taking Strategies for <i>Power Basics</i> ®	vii
Pretest	1
Unit 1 Test: The Universe Around Us	7
Unit 2 Test: The Atmosphere Around Us	12
Unit 3 Test: The Ground Beneath Us	17
Unit 4 Test: Earth's Water Systems	22
Posttest	27
Answer Key	33
Student Record-Keeping Form	34
Strategies for Standardized Testing	35



EARTH AND SPACE SCIENCE • PRETEST

Circle the letter of the correct answer to each of the following questions and statements.

1. Which of the following would be studied by a geologist?
 - a. Earth's orbit around the Sun
 - b. a flood in California
 - c. a hurricane in New England
 - d. a volcanic eruption in Italy

2. According to the Big Bang Theory, when did the Big Bang occur?
 - a. 50 million years ago
 - b. 130 million years ago
 - c. between 3 and 5 billion years ago
 - d. between 12 and 15 billion years ago

3. What are sunspots?
 - a. extra-hot regions on the surface of the Sun
 - b. magnetic storms on the surface of the Sun
 - c. solid areas on the surface of the Sun
 - d. thicker areas in the Sun's atmosphere

4. What can occur when solar wind interacts with Earth's magnetic field?
 - a. sunspots
 - b. aurora
 - c. earthquakes
 - d. hurricanes

5. Which of the following is not one of the Jovian planets?
 - a. Jupiter
 - b. Neptune
 - c. Pluto
 - d. Saturn

UNIT 2 TEST • THE ATMOSPHERE AROUND US

Circle the letter of the correct answer to each of the following questions.

1. Which of the following is a uniform gas?

- a. carbon dioxide
 - b. ozone
 - c. oxygen
 - d. water vapor
-

2. Which of the following gases was not an important part of Earth's atmosphere until after the development of the first life forms?

- a. carbon dioxide
 - b. nitrogen
 - c. oxygen
 - d. water vapor
-

3. What gas forms the largest part of Earth's atmosphere?

- a. argon
 - b. methane
 - c. nitrogen
 - d. oxygen
-

4. How is the atmosphere principally warmed?

- a. by cosmic rays
 - b. by heat released from volcanoes
 - c. directly by the Sun's rays
 - d. indirectly by the ground, which has first absorbed energy in the form of light
-

5. Which of the following is a greenhouse gas?

- a. carbon dioxide
- b. nitrogen
- c. oxygen
- d. ozone

6. What are isobars?
- closed curves on a weather map that join points of equal air pressure
 - closed curves on a weather map that join points of varying air pressure
 - closed curves on a weather map that join points of equal wind speed
 - closed curves on a weather map that join points of varying wind speed
-

7. What is the air pressure at sea level?

- zero
 - 1013.25 millibars
 - 2500.05 millibars
 - 10,000 millibars
-

8. In general, what type of weather does a low-pressure area bring?

- clear skies
 - cloudy skies
 - high temperatures
 - rainy weather
-

9. In general, what type of weather does a high-pressure area bring?

- clear skies
 - cloudy skies
 - high temperatures
 - rainy weather
-

10. What is the term for the center of a hurricane?

- eye
- nimbus
- peak
- shear

EARTH AND SPACE SCIENCE • POSTTEST

Circle the letter of the correct answer to each of the following questions.

1. Which parts of the electromagnetic spectrum are visible to the naked eye?
 - a. gamma rays
 - b. light waves
 - c. microwaves
 - d. all of the above

2. Which type of telescope collects light waves with a curved mirror?
 - a. any optical telescope
 - b. a radio telescope
 - c. a reflecting telescope
 - d. a refracting telescope

3. Why has the Hubble Space Telescope been most useful?
 - a. It is above the Earth's atmosphere.
 - b. It is much bigger than other telescopes.
 - c. It is a better telescope than even the best on Earth.
 - d. It can see farther than any other telescope.

4. Which of the following is NOT one of the terrestrial planets?
 - a. Earth
 - b. Jupiter
 - c. Mars
 - d. Venus

5. What are comets made of?
 - a. collections of meteoroids
 - b. hydrogen gas
 - c. ice and dust
 - d. rock